

CONTRACTS






INTEREST RATE ADJUSTMENT

Info:

- Ensure that an interest rate with effective date has been configured
- Interest Rate Adjustments can only be done for contracts that have Rental Information History. Refer to the 'Rental Calculator' manual.

Ribbon Access: *Modules > Contract Management > Processing > Interest Rate Adjustment*

- Use the check boxes to select the Contract Types, Fee Types, Contract and Contract Items that you want to apply the interest rate adjustment to.
- The Interest Rate to be Applied is determined by the Rate and Effective Date configured in Interest Rates.
- The Items frame will indicate the Rate, Current Amount, Increase and New Amount - which you can review before saving.
- Click on the 'Save Record' button to process the Rate Adjustment.

Contract Types

Type	Description
<input checked="" type="checkbox"/> CPC	Cost Per Copy

Fee Types

Fee	Description
<input checked="" type="checkbox"/> E	Evergreen Rent
<input checked="" type="checkbox"/> I	Inhouse Rental
<input checked="" type="checkbox"/> L	Loan
<input checked="" type="checkbox"/> N	Insurance
<input checked="" type="checkbox"/> R	Bank Rental

Rate to be applied

Rate

Effective Date

Comments

Contracts

Filter on column - None Selected

ContractNo	Type_Desc	CustomerCode	Name
<input checked="" type="checkbox"/> C00000004	Cost Per Copy	HOP001	Hope Works

Items

Enter information for NewAmount to set the filter

Marked	ContractNo	Cont	ContractTypeD	Customer	CustomerName
<input checked="" type="checkbox"/>	C00000004	CPC	Cost Per Copy	HOP001	Hope Works

MNU.112.043