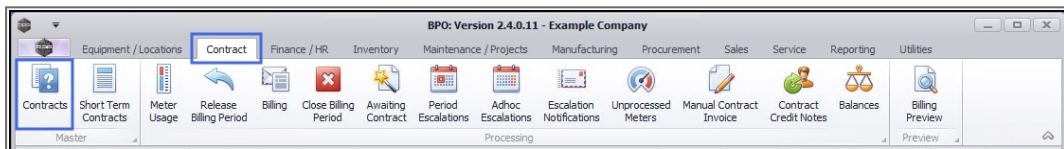


CONTRACT

ADD NEW RENTAL CONTRACT

The **Rental Info** panel has been introduced to the 'Add New Contract' screen in BPO.

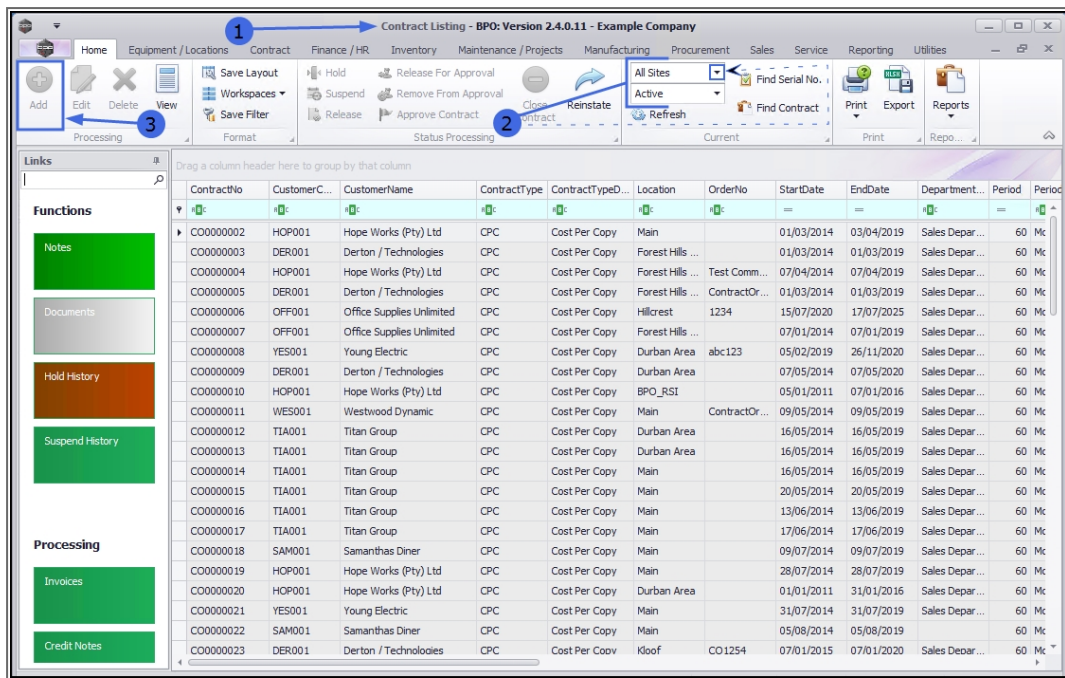
Ribbon Access: *Contract > Contracts*



1. The **Contract Listing** screen will be displayed.
2. This screen will open by default with the Site filter set to **All Sites** and the Status filter set to **Active**.
 - Click on the drop-down arrow and select from the menu, the **Site** you wish to work in. The **Status** can remain as Active.

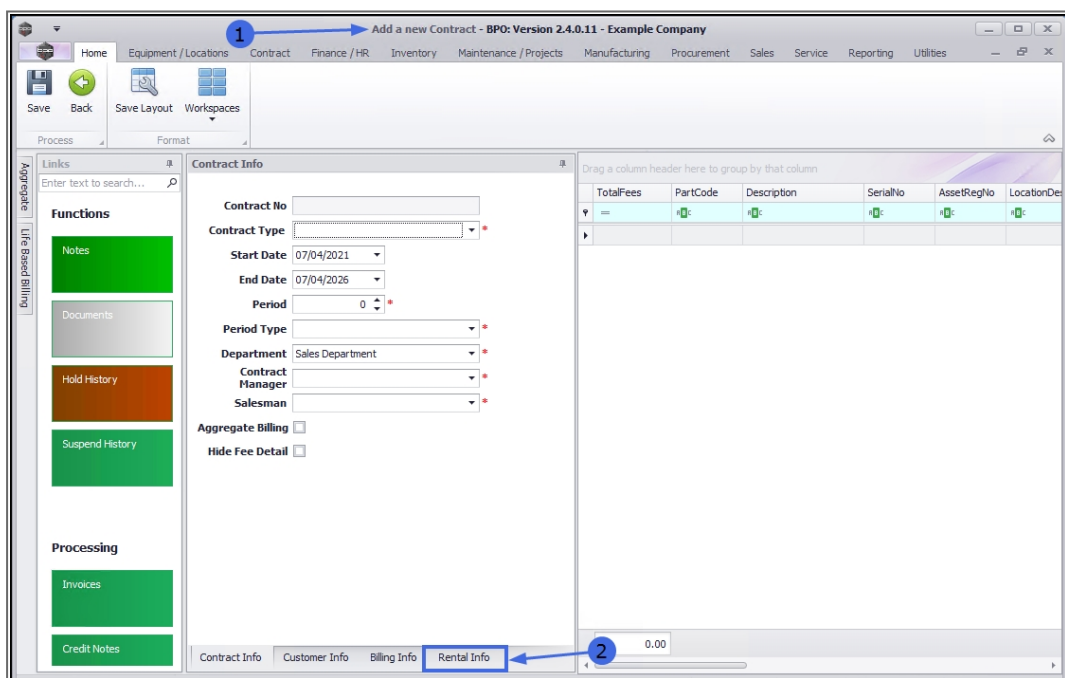
SELECT ADD

3. Until you select a Site, the **Add** button will be 'inactive' (greyed out). Once a Site is selected, this button will become 'active'. You can now click on it.



1. The **Add a new contract** screen will open.
2. Note the new **Rental Info** tab at the foot of the screen.

....



This topic is currently being updated. Thank you for your patience, please check back soon



UNDER CONSTRUCTION

We are currently updating our site; thank you
for your patience, please check back soon.



MNU.112.071

