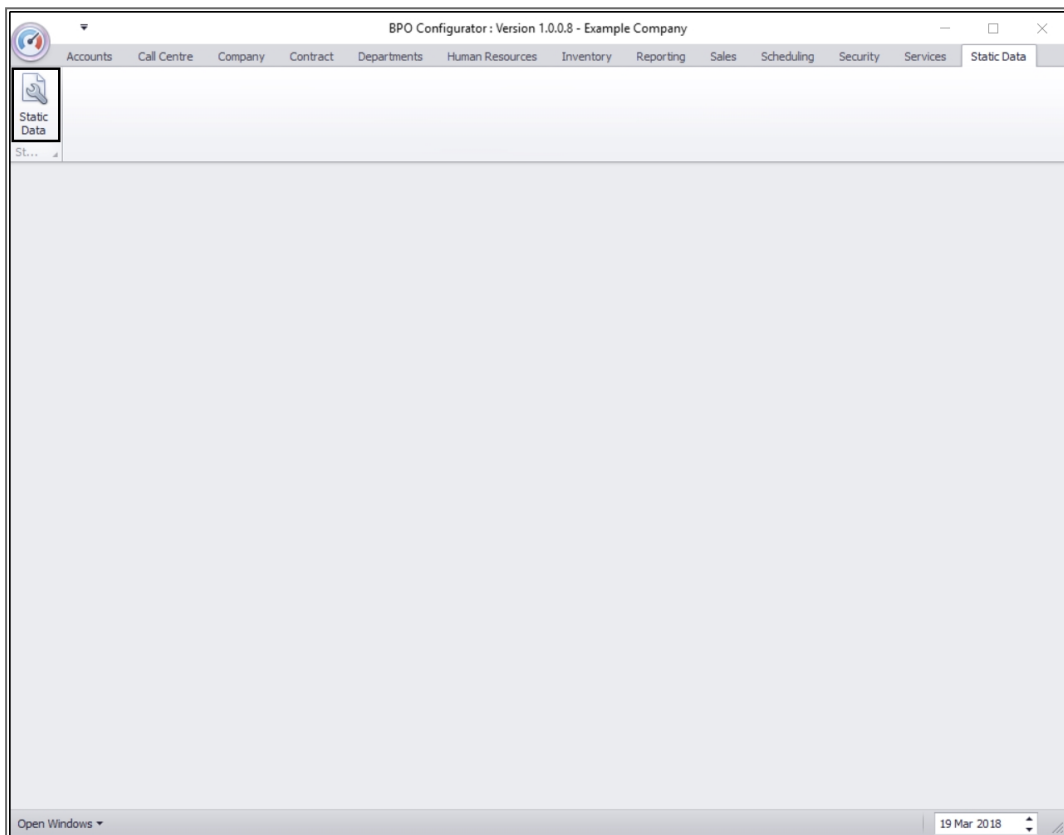


STATIC DATA

STATIC DATA - WORK ORDERS: RECTIFICATION CODES

Ribbon Access: Configurator > Static Data> Static Data



- The **Static Data** listing screen will be displayed.
- Use the **filter row** or **scroll down** the list until you find the **Work Orders: Rectification Codes** row.
- Click on the **expand** icon in this row.

Static Data - BPO Configurator: Version 1.0.0.8 - Example Company

Home Accounts Call Centre Company Contract Departments Human Resources Inventory Reporting Sales Scheduling Security Services Static Data

Save Layout Workspaces Save Filter Refresh

Format Cur...

Description	TableName	FieldName	Size	UserDefinable
Procurement : Supplier Class	tbIPRCHSuppliers	fldClass	50	Yes
Procurement : Supplier Type	tbIPRCHSuppliers	fldSupplierType	50	Yes
Project Contact Type	tbIPMNGProjectContacts	fldContactType	50	Yes
Project Methodology Class	tbIPMNGMethodology	fldPMMMethodClass	50	Yes
Reporting : Report Sub Types	tbIRPTSSavedReports	fldReportSubType	50	Yes
Reporting : Report Types	tbIRPTSSavedReports	fldReportType	50	Yes
Sales : Credit Note Reason Codes	tbISALSCrNoteRelatedRefs	fldReferenceID	4	Yes
Sales : Customer addresses	tbISALSAddresses	fldAddressType	4	Yes
Sales : Document Status	tbISALSInvoices	fldStatus	1	No
Sales : Quote detail types	tbISALSQuotesDetails	fldQuoteDetailType	50	Yes
Sales : Quote payment terms	tbISALSQuoteConfig	fldQuoteTermsCode	10	Yes
Sales : Quote Status	tbISALSQuotes	fldQuoteStatus	50	Yes
Sales : Quote Unit Types	tbISALSQuotesDetails	fldQuoteUnitType	50	Yes
Sales : Quotes Other Costs	tbISALSQuotes	fldQuoteCostType	50	Yes
Sales : Service Class	GENERIC	fldServiceClass	50	Yes
Sales : Service Type	GENERIC	fldServiceType	50	Yes
Sales : Service Unit of Measure	GENERIC	fldUnitofMeasure	50	Yes
Sales : Credit Terms	tbISALSCustomers	fldCreditTerms	20	Yes
Stock Adjustments : Reason Code	tbIINWAdjustmentRequest	fldReasonCode	10	Yes
Task: Day Of Week	tbIASMNTaskSchedule	fldDayOfWeek	10	No
Task: Week Of Month	tbIASMNTaskSchedule	fldWeekOfMonth	10	No
Warranties : Warranty Type	tbIWARRWarranty	fldType	10	Yes
Work Orders : Class	tbIWKORWorkOrder	fldWOCClass	50	Yes
Work Orders : Rectification Codes	tbIWKORWorkSchedule	fldRectificationCode	10	Yes
Work Orders : Type	tbIWKORWorkOrder	fldWOType	50	Yes
Work Orders : Work Order Status	tbIWKORWorkOrder	fldStatus	1	No

Open Windows 19 Mar 2018

- The Work Orders: Rectification **Codes** frame will be expanded.
- Here you can view a list of **work order rectification codes** currently on the system.

Static Data - BPO Configurator: Version 1.0.0.8 - Example Company

Home Accounts Call Centre Company Contract Departments Human Resources Inventory Reporting Sales Scheduling Security Services Static Data

Save Layout Workspaces Save Filter Refresh

Format Cur...

Description	TableName	FieldName	Size	UserDefinable
Sales : Quotes Other Costs	tbSALSQuotes	fdQuoteCostType	50	Yes
Sales : Service Class	GENERIC	fdServiceClass	50	Yes
Sales : Service Type	GENERIC	fdServiceType	50	Yes
Sales : Service Unit of Measure	GENERIC	fdUnitofMeasure	50	Yes
Sales: Credit Terms	tbSALSCustomers	fdCreditTerms	20	Yes
Stock Adjustments : Reason Code	tbINWNAdjustmentRequest	fdReasonCode	10	Yes
Task: Day Of Week	tbIASMNTaskSchedule	fdDayOfWeek	10	No
Task: Week Of Month	tbIASMNTaskSchedule	fdWeekOfMonth	10	No
Warranties : Warranty Type	tbWARRWarranty	fdType	10	Yes
Work Orders : Class	tbWKRWorkOrder	fdWOCClass	50	Yes
Work Orders : Rectification Codes	tbWKRWorkSchedule	fdRectificationCode	10	Yes

Code	CodeDescription	CodeType	Status	SortOrder
FIXED	Fixed machine	None	A	1
PDI	Parts Delivered and Installed	None	A	2
RC	Replaced components	None	A	3
RM	Replaced Machine	None	A	4
SM	Serviced Machine	None	A	5
IR	IT Related	None	A	6
RP	Replaced Parts	None	A	7
DS	Delivered Stock	None	A	8
*				

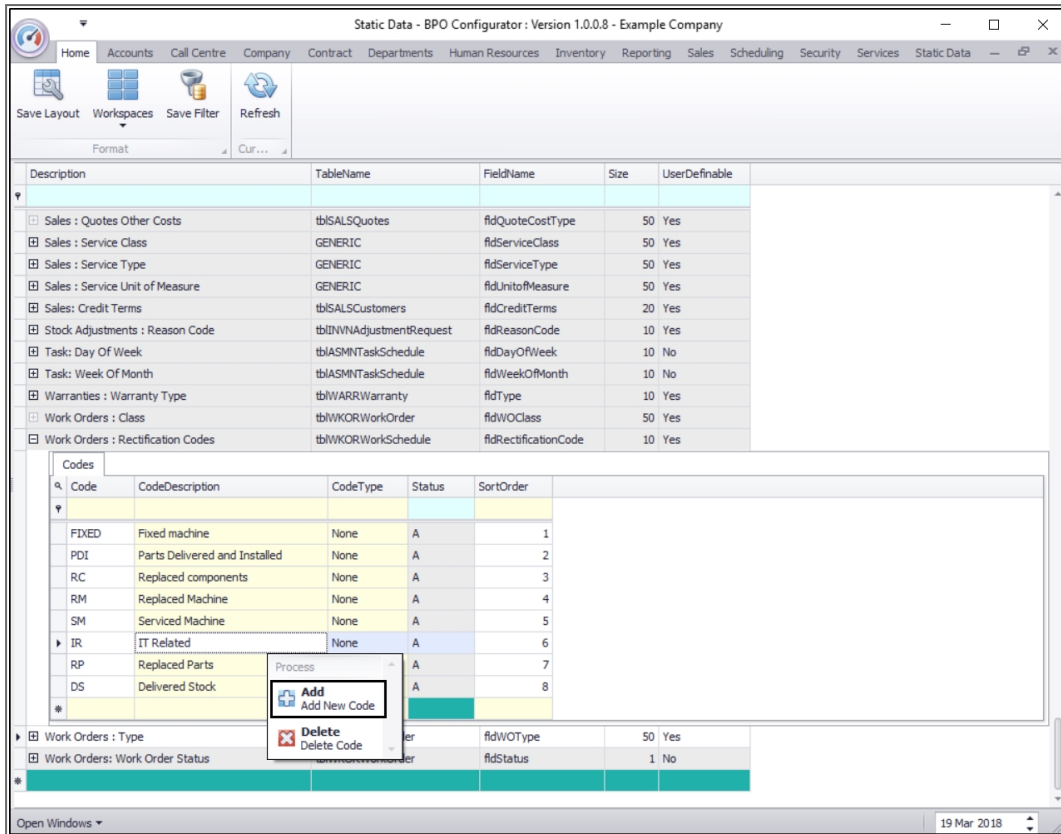
Work Orders : Type tbWKRWorkOrder fdWOType 50 Yes

Work Orders : Work Order Status tbWKRWorkOrder fdStatus 1 No

Open Windows 19 Mar 2018

ADD A NEW WORK ORDER RECTIFICATION CODE

- **Right click** anywhere in a **row** of the **Codes** data grid.
- A **Process** menu will pop up.
- Click on **Add** - Add New Code.



- The **final row** in the **Codes** data grid will now be '**activated**'.
- The **Code Type**, **Status** and **Sort Order** columns will now be populated.

Static Data - BPO Configurator: Version 1.0.0.8 - Example Company

Home Accounts Call Centre Company Contract Departments Human Resources Inventory Reporting Sales Scheduling Security Services Static Data

Save Layout Workspaces Save Filter Refresh

Format Cur...

Description	TableName	FieldName	Size	UserDefinable
Sales : Quote Unit Types	tblSALSQuotesDetails	fldQuoteUnitType	50	Yes
Sales : Quotes Other Costs	tblSALSQuotes	fldQuoteCostType	50	Yes
Sales : Service Class	GENERIC	fldServiceClass	50	Yes
Sales : Service Type	GENERIC	fldServiceType	50	Yes
Sales : Service Unit of Measure	GENERIC	fldUnitofMeasure	50	Yes
Sales: Credit Terms	tblSALSCustomers	fldCreditTerms	20	Yes
Stock Adjustments : Reason Code	tblINWNAAdjustmentRequest	fldReasonCode	10	Yes
Task: Day Of Week	tblIASMNTaskSchedule	fldDayOfWeek	10	No
Task: Week Of Month	tblIASMNTaskSchedule	fldWeekOfMonth	10	No
Warranties : Warranty Type	tblWARRWarranty	fldType	10	Yes
Work Orders : Class	tblWKORWorkOrder	fldWOCClass	50	Yes
Work Orders : Rectification Codes	tblWKORWorkSchedule	fldRectificationCode	10	Yes

Code	CodeDescription	CodeType	Status	SortOrder
FIXED	Fixed machine	None	A	1
PDI	Parts Delivered and Installed	None	A	2
RC	Replaced components	None	A	3
RM	Replaced Machine	None	A	4
SM	Serviced Machine	None	A	5
IR	IT Related	None	A	6
RP	Replaced Parts	None	A	7
DS	Delivered Stock	None	A	8
		None	A	0

Work Orders : Type	tblWKORWorkOrder	fldWOTtype	50	Yes
Work Orders : Work Order Status	tblWKORWorkOrder	fldStatus	1	No

Open Windows 26 Mar 2018

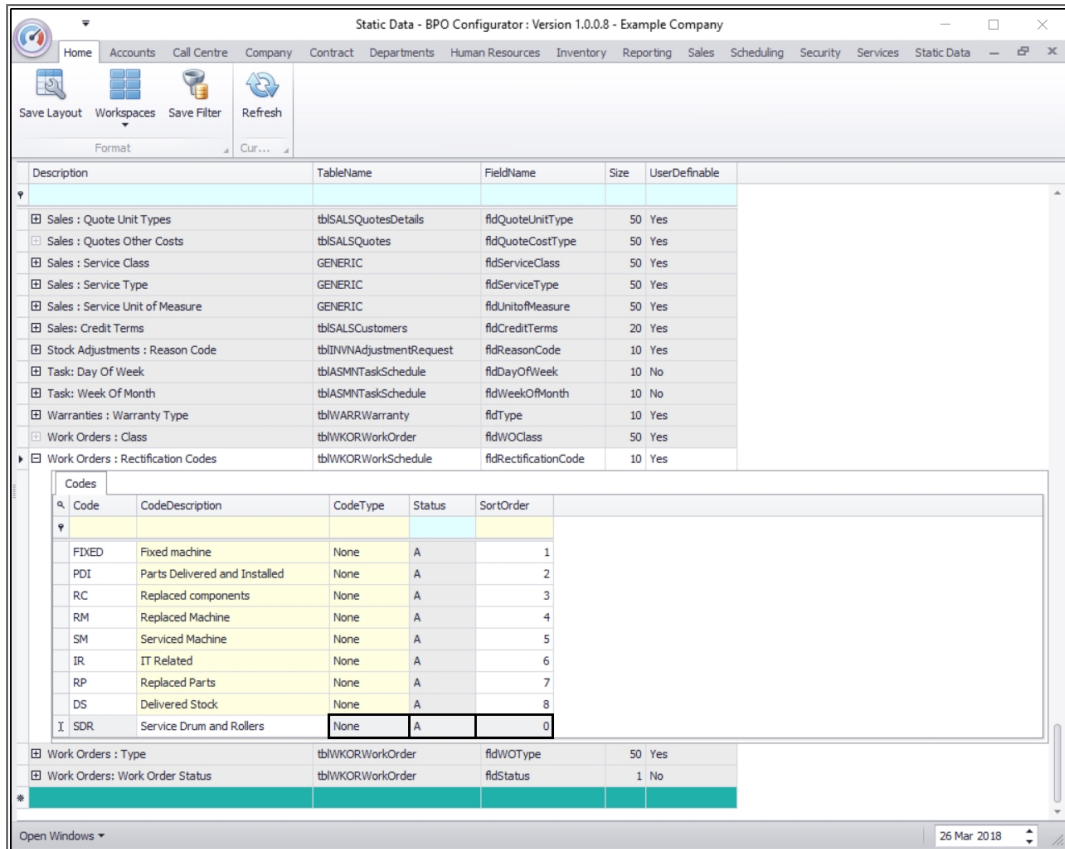
- **Code:** Click in this text box and type in a code specific for this new work order rectification.
- **Code Description:** Click in this text box and type in a description for this new rectification code.

The screenshot shows the 'Static Data - BPO Configurator' application window. The main table lists various data entities with columns for Description, TableName, FieldName, Size, and UserDefinable. A sub-table titled 'Codes' is expanded, showing a list of rectification codes with columns for Code, CodeDescription, CodeType, Status, and SortOrder.

Description	TableName	FieldName	Size	UserDefinable
Sales : Quote Unit Types	tbSALSQuotesDetails	fldQuoteUnitType	50	Yes
Sales : Quotes Other Costs	tbSALSQuotes	fldQuoteCostType	50	Yes
Sales : Service Class	GENERIC	fldServiceClass	50	Yes
Sales : Service Type	GENERIC	fldServiceType	50	Yes
Sales : Service Unit of Measure	GENERIC	fldUnitofMeasure	50	Yes
Sales : Credit Terms	tbSALSCustomers	fldCreditTerms	20	Yes
Stock Adjustments : Reason Code	tblNNVAdjustmentRequest	fldReasonCode	10	Yes
Task: Day Of Week	tblASMNTaskSchedule	fldDayOfWeek	10	No
Task: Week Of Month	tblASMNTaskSchedule	fldWeekOfMonth	10	No
Warranties : Warranty Type	tblWARRWarranty	fldType	10	Yes
Work Orders : Class	tblWKORWorkOrder	fldWOCClass	50	Yes
Work Orders : Rectification Codes	tblWKORWorkSchedule	fldRectificationCode	10	Yes

Code	CodeDescription	CodeType	Status	SortOrder
FIXED	Fixed machine	None	A	1
PDI	Parts Delivered and Installed	None	A	2
RC	Replaced components	None	A	3
RM	Replaced Machine	None	A	4
SM	Serviced Machine	None	A	5
IR	IT Related	None	A	6
RP	Replaced Parts	None	A	7
DS	Delivered Stock	None	A	8
I		None	A	0

- **Code Type:** This can remain as *None*.
- **Status:** This will auto populate with **A** - Active.
- **Sort Order:** Click in this text box and either type in or use the arrow indicators to select the sort order for this new rectification code.
 - **Note:** The *sort order* is the order in which this will appear in the rectification code drop-down list in BPO. If each rectification code has the number **1**, then the drop-down list will usually default to an alphabetical order in BPO2. If, as in the next image, it is numbered **9**, then it will appear **9th** in the drop-down list in BPO2.



- When you have finished adding the new work order rectification code details, press **Enter**.
- An **Update** message box will appear, asking;
 - **Are you sure you want to save changes to this code?**
- Click on **Yes**.

The screenshot shows the 'Static Data - BPO Configurator' application window. The main table lists various static data items with columns for Description, TableName, FieldName, Size, and UserDefinable. A sub-table titled 'Codes' is expanded, showing a list of rectification codes with columns for Code, CodeDescription, CodeType, Status, and SortOrder. A confirmation dialog box titled 'Update' is overlaid on the 'Codes' table, asking 'Are you sure you want to save changes to this code?' with 'Yes', 'No', and 'Cancel' buttons.

Description	TableName	FieldName	Size	UserDefinable
Sales : Quote Unit Types	tblSALSQuotesDetails	fldQuoteUnitType	50	Yes
Sales : Quotes Other Costs	tblSALSQuotes	fldQuoteCostType	50	Yes
Sales : Service Class	GENERIC	fldServiceClass	50	Yes
Sales : Service Type	GENERIC	fldServiceType	50	Yes
Sales : Service Unit of Measure	GENERIC	fldUnitofMeasure	50	Yes
Sales : Credit Terms	tblSALSCustomers	fldCreditTerms	20	Yes
Stock Adjustments : Reason Code	tblINVNAdjustmentRequest	fldReasonCode	10	Yes
Task: Day Of Week	tblIASMNTaskSchedule	fldDayOfWeek	10	No
Task: Week Of Month	tblIASMNTaskSchedule	fldWeekOfMonth	10	No
Warranties : Warranty Type	tblWARRWarranty	fldType	10	Yes
Work Orders : Class	tblWKORWorkOrder	fldWOCClass	50	Yes
Work Orders : Rectification Codes	tblWKORWorkSchedule	fldRectificationCode	10	Yes

Code	CodeDescription	CodeType	Status	SortOrder
FIXED	Fixed machine	None	A	1
PDI	Parts Delivered and Installed	None	A	2
RC	Replaced components	None	A	3
RM	Replaced Machine	None	A	4
SM	Serviced Machine	None	A	5
IR	IT Related	None	A	6
RP	Replaced Parts	None	A	7
DS	Delivered Stock	None	A	8
SDR	Service Drum and Rollers	None	A	9

- The new work order rectification code will be **saved** and a **new row** will be added to the **Codes** data grid.
- **Collapse** the Codes frame.

Static Data - BPO Configurator : Version 1.0.0.9 - Example Company

Home Accounts Call Centre Company Contract Departments Human Resources Inventory Reporting Sales Scheduling Security Services Static Data

Save Layout Workspaces Save Filter Refresh

Format Cur...

Description	TableName	FieldName	Size	UserDefinable
Sales : Service Class	GENERIC	fldServiceClass	50	Yes
Sales : Service Type	GENERIC	fldServiceType	50	Yes
Sales : Service Unit of Measure	GENERIC	fldUnitofMeasure	50	Yes
Sales: Credit Terms	tblSALSCustomers	fldCreditTerms	20	Yes
Stock Adjustments : Reason Code	tblINVNAdjustmentRequest	fldReasonCode	10	Yes
Task: Day Of Week	tblIASMNTaskSchedule	fldDayOfWeek	10	No
Task: Week Of Month	tblIASMNTaskSchedule	fldWeekOfMonth	10	No
Warranties : Warranty Type	tblWARRWarranty	fldType	10	Yes
Work Orders : Class	tblWKORWorkOrder	fldWOCClass	50	Yes
Work Orders : Rectification Codes	tblWKORWorkSchedule	fldRectificationCode	10	Yes

Code	CodeDescription	CodeType	Status	SortOrder
FIXED	Fixed machine	None	A	1
PDI	Parts Delivered and Installed	None	A	2
RC	Replaced components	None	A	3
RM	Replaced Machine	None	A	4
SM	Serviced Machine	None	A	5
IR	IT Related	None	A	6
RP	Replaced Parts	None	A	7
DS	Delivered Stock	None	A	8
SDR	Service Drum and Rollers	None	A	9

Work Orders : Type	tblWKORWorkOrder	fldWOTType	50	Yes
Work Orders : Work Order Status	tblWKORWorkOrder	fldStatus	1	No

Open Windows 27 Mar 2018

MNU.108.006

