

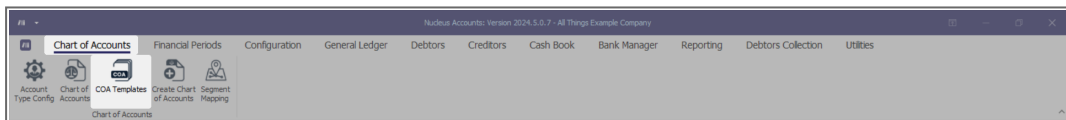
# CHART OF ACCOUNTS

## CHART OF ACCOUNTS TEMPLATE - INTRODUCTION

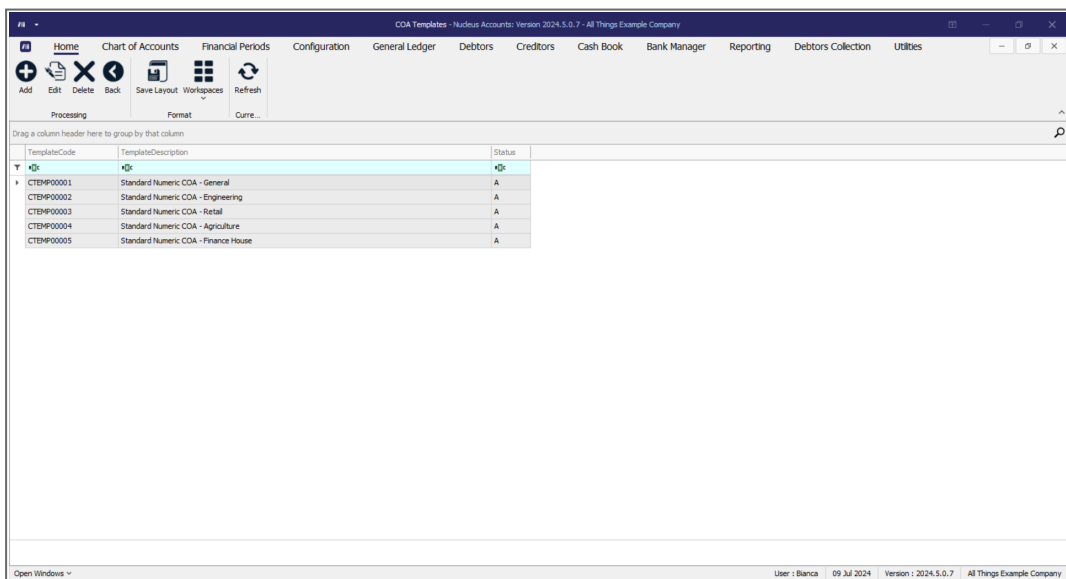
The Chart of Accounts Template screen gives you the ability to predefine multiple chart of accounts templates. This feature allows a company to easily adopt a suitable template during the creation of a new company profile. Consequently, the selected template will automatically generate the chart of accounts.

## COA TEMPLATE LISTING SCREEN

### Ribbon Select Chart of Accounts - COA Templates



- The **COA Templates Listing** screen will be displayed.



## ACTION BUTTONS

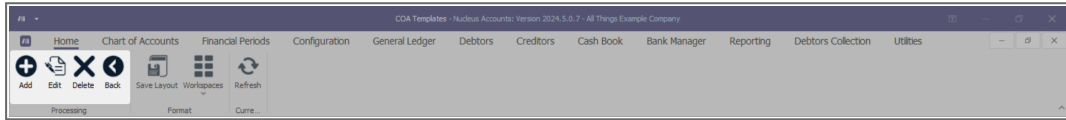
---

### PROCESSING

---

From this screen, you can:

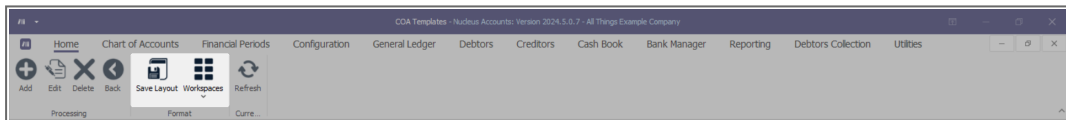
- Save Add, Edit and Delete Account COA Templates.



### FORMAT

---

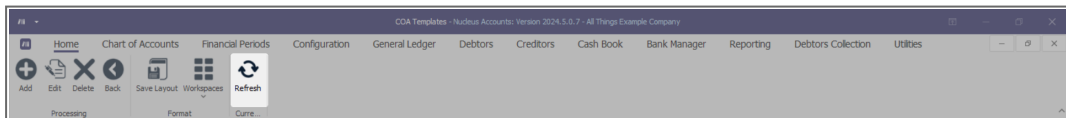
- **Save Layout** - Saves any changes made to the data grid, such as changing column width.
- **Workspaces** - Saves layout preferences.



### CURRENT

---

- **Refresh** - Click this to refresh the COA Template listing.



### Related Topics

- [COA Template Intro](#)
- [Add COA Template](#)
- [Edit COA Template](#)
- [Delete COA Template](#)



ACCT.COA.COAT.Intro

