

Welcome to Nucleus CRM Mobile Online Help

The **Sales Connect** mobile application provides a quick, simple interface for sales people to perform basic operations to manage their daily CRM Activities. The functionality includes:

- CRM Activities displayed in a **calendar** view
- The ability to filter these Activities by **Activity Type**
- Linking **Images** to the Activities Case
- Editing Activity **Notes**
- Logging the **Start** and **End** of an Activity
- Logging **Start** and **End Travel** for Meeting Activities
- Creating the **Next Activity** or **Rescheduling** an Activity


Sales Connect also enhances the effective management and reporting on sales performance in the field by:

- Enforcing the capture of data
- Capturing additional business relevant management information
- Logging the activities and movements of sales people


QUICK LINKS



[Introduction to CRM Mobile](#)




[Download and Log In/Out](#)



Environment




Edit Activity Details



[Link Image/Photo to an Activity](#)



[Add Notes to an Activity](#)



[Link Start and End Travel to an Activity](#)

We are currently updating our site; thank you for your patience.

Latest Updates

- The apk is now 64 bit compatible (it was only x86 compatible previously)
- The apk is now fully compatible with Android 9 and 10

Connectivity

The CRMWebService will provide the end points to read and write the relevant data via a REST web service that sends and receives data in JSON format.

Application Version Compatibility

- Sales Connect v1.0.12 Release
- BPOCRM v3.5.5.1 or later
- SalesConnect apk v1.0.12 or later
- BPO_RSI v1.27.0.0 or later | BPO_TEL v1.4.0.0 or later | BPO2 v2.1.0.31 or later

LP06