

We are currently updating our site; thank you for your patience.

INSTALLATION AND CONFIGURATION

BPO2 – ACTIVATION

Contact the CO3 Technologies Support Centre (support@co3technologies.com) to obtain an activation code. This code is valid for one day only.

The activation period for BPO depends on your contract. BPO will begin warning you that the activation period is about to expire, so that you have time to contact our support centre to obtain a new code. If you have several PCs that are coming up for expiry, you can activate them all with the same code, if done on the same day.

The activation code is valid for use on the following applications:

- BPO_ADT, BPO_RSI, RSI_Reporter, RSI_Reconciler, ACC_Reporter.

You will receive details, similar to the ones listed below, to activate BPO:

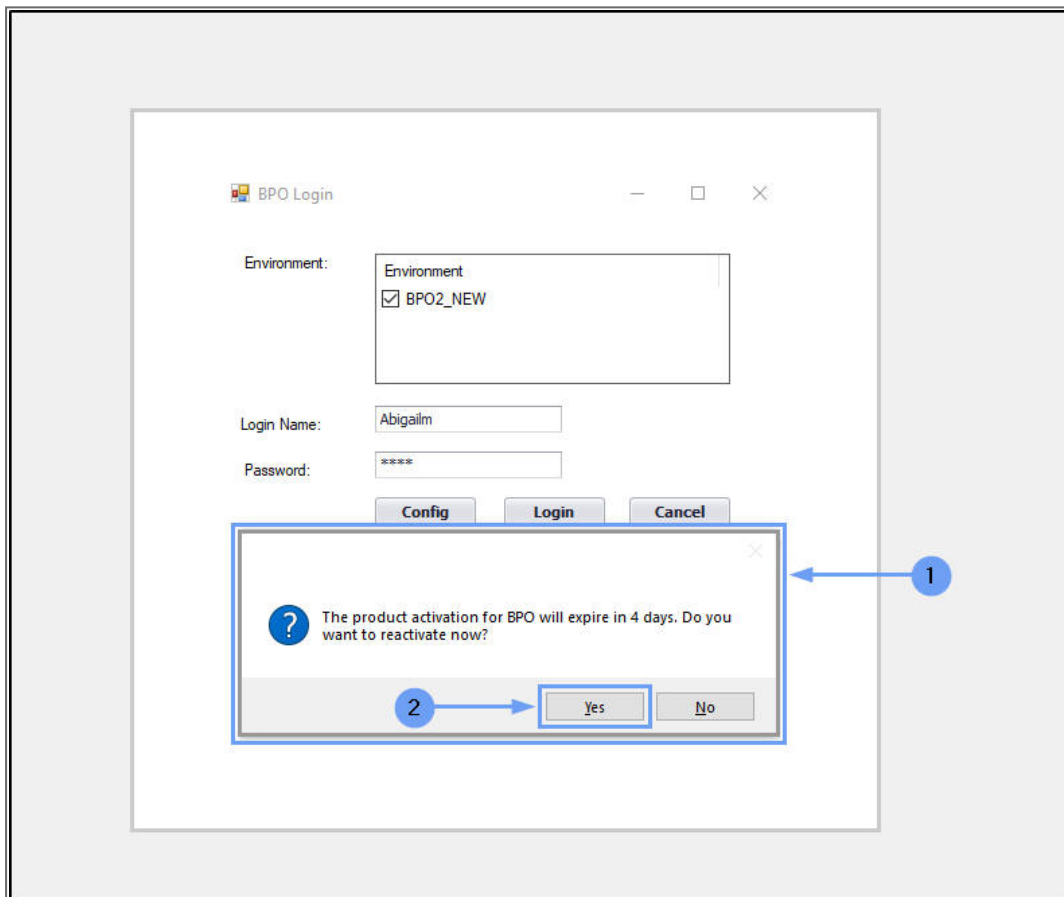
- Company: **COP001**
- Seats: **5**
- Code: **987654321123456789**
- Key: **2222222222222222**

ACTIVATE BPO

1. There are 2 instances where you will be prompted to activate/re-activate BPO.
 - i. At the end of the initial BPO Installation process
and
 - ii. close to the activation period expiration date

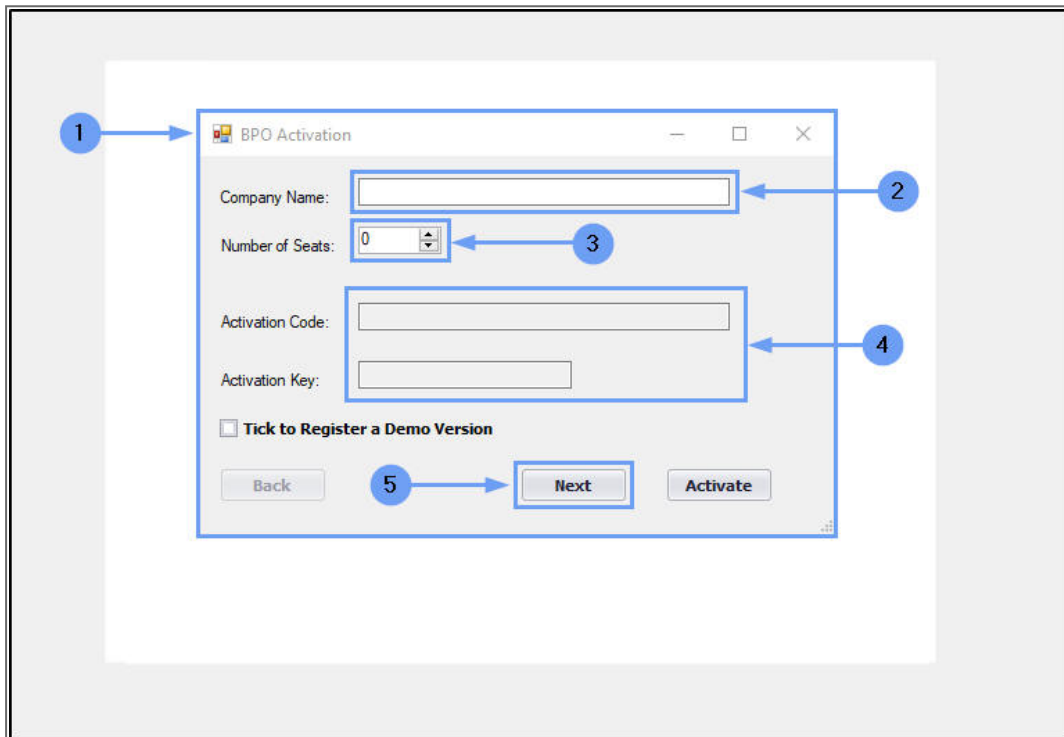
If you do not have the activation code at this point, then you can close the prompt box. To activate BPO later, double click on the BPO2 icon on the desktop.

2. When you are ready to activate/reactivate, select **Yes** in the prompt box.



ACTIVATION DETAILS

1. The **BPO Activation** box will display.
2. Type in the **Company Name**.
3. Type in the **Number of Seats**.
4. You will note that the **Activation Code** and **Activation Key** fields are currently 'inactive' (grey).
5. Click on **Next**.

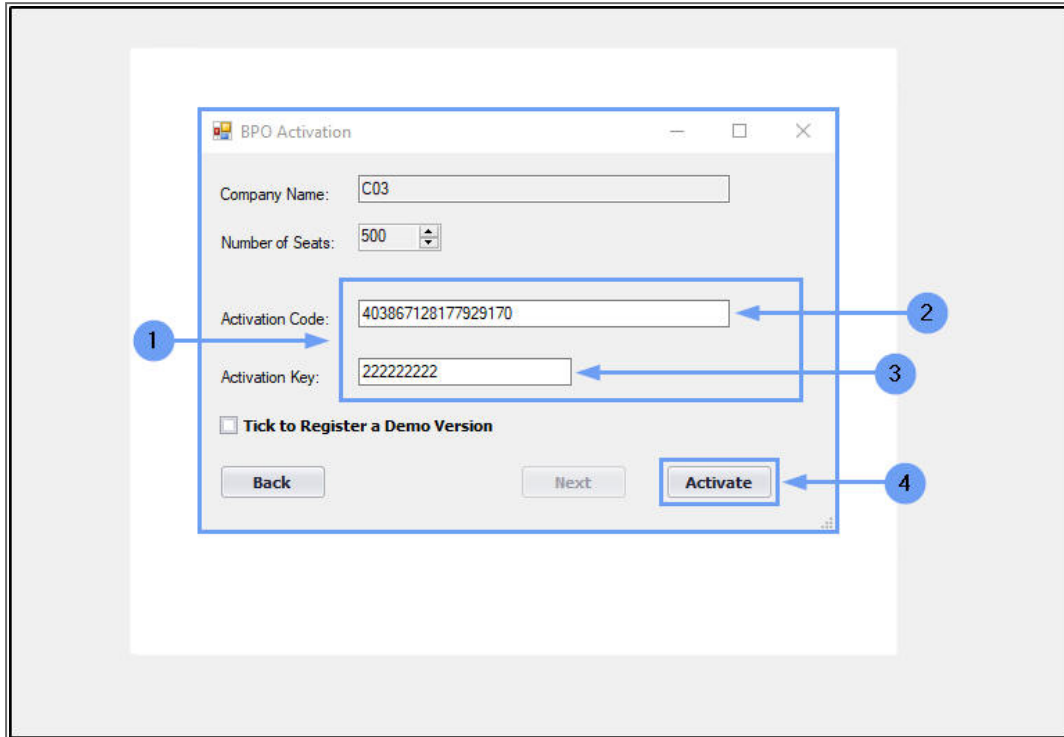


ACTIVATION CODE AND KEY

1. The **Activation Code** and **Activation Key** fields will now be 'active'
2. Type in the **Activation Code** given to you by CO3 Technologies Support Centre (softwaredocs@co3.co.za)
3. Type in the **Activation Key** given to you by CO3 Technologies Support

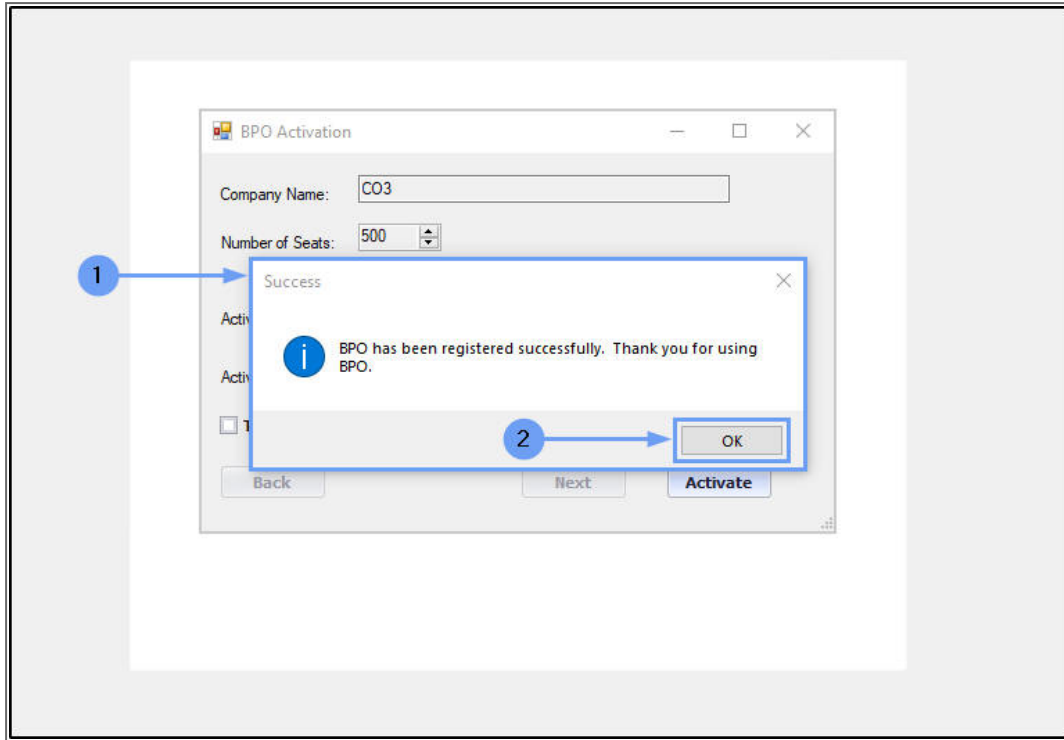
Centre (softwaredocs@co3.co.za)

4. Select **Activate**.



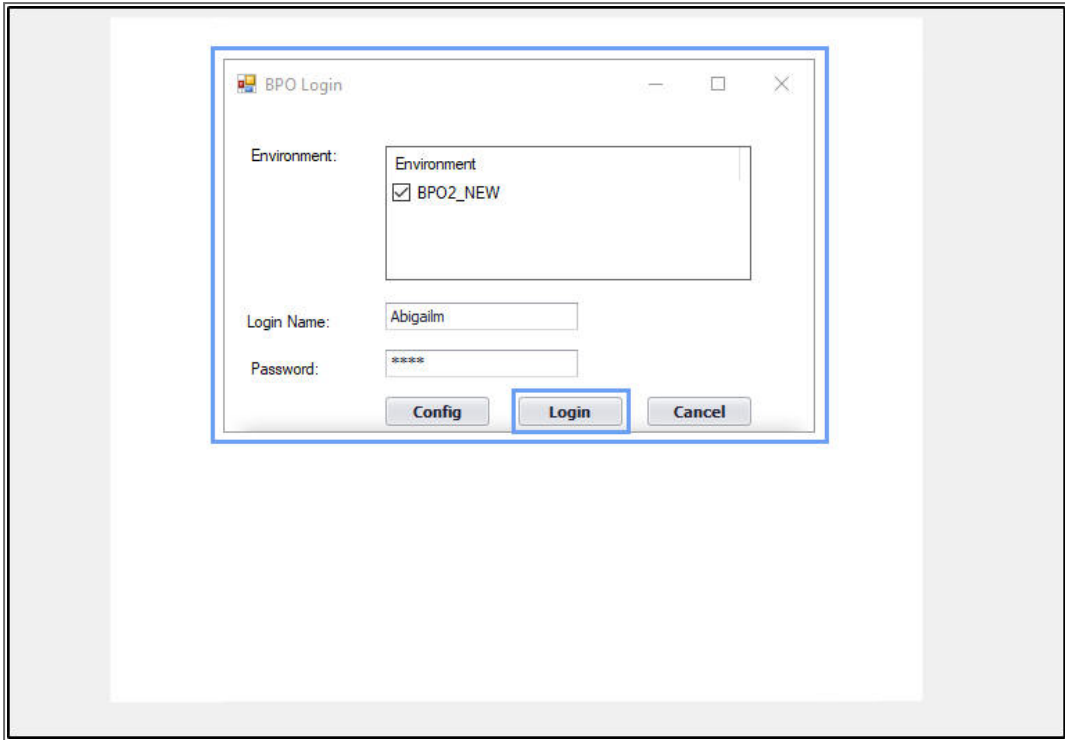
CONFIRM ACTIVATION

- A **Success** message box will pop up informing you;
 - **BPO has been registered successfully. Thank you for using BPO.**
- Select **OK**



LOG IN TO BPO

- You can now [Log in to BPO](#).



MNU.146.004