

CHART OF ACCOUNTS

SEGMENT MAPPING - INTRODUCTION

Segmented Chart of Accounts: This structure is more complex and is used by larger organizations that require detailed tracking and reporting. A segmented COA breaks down accounts into multiple segments or dimensions, such as department, location, or project. Each segment can have its own set of codes, allowing for a more granular and detailed categorization of financial transactions. This facilitates more sophisticated reporting and analysis, as it enables filtering and sorting of financial data across different segments of the organization.

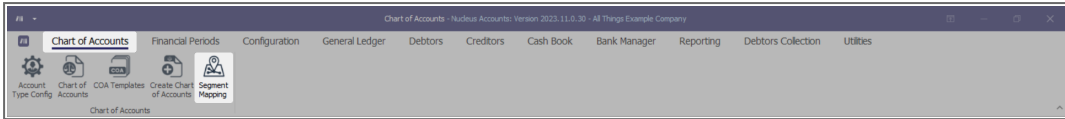
The **Segment Mapping** screen is only required if you have a Segment Account structure. It gives you the ability to set the Segment Mapping codes for each individual segment. If you are using a Segment Account structure, this is a vital part of the accounting setup.

When records are created in Nucleus Service or Nucleus Accounts that are related to Segmentation, the segment code will be created automatically by the system and can be edited if required. For example, when a Department is created, the Department will be added to Segment Mapping with an auto-generated code for that department for all relevant sites.

Note: if a current system is upgraded from BPO2 to Nucleus, codes will not be created for the existing segments. Ensure your CO3 Support Analyst configures this as part of the upgrade or Nucleus Accounts setup.

SEGMENT MAPPING LISTING SCREEN

Ribbon Select **Chart of Accounts - Segment Mapping**



- The **Segment Mapping Listing** screen will be displayed.

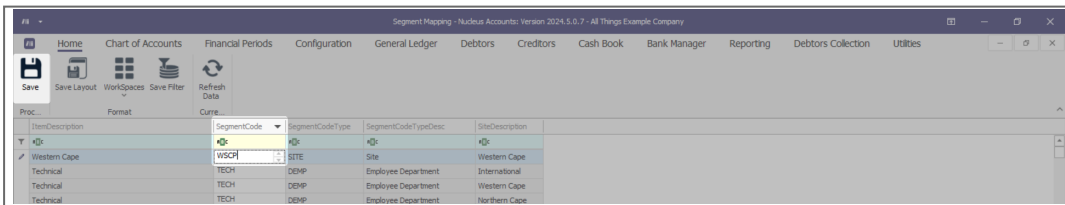
ItemDescription	SegmentCode	SegmentCodeType	SegmentCodeTypeDesc	SiteDescription
Western Cape	WSCP	SITE	Site	Western Cape
Technical	TECH	DEMP	Employee Department	International
Technical	TECH	DEMP	Employee Department	Western Cape
Technical	TECH	DEMP	Employee Department	Northern Cape
Technical	TECH	DEMP	Employee Department	North West
Technical	TECH	DEMP	Employee Department	Humalanga
Technical	TECH	DEMP	Employee Department	Limpopo
Technical	TECH	DEMP	Employee Department	KwaZulu-Natal
Technical	TECH	DEMP	Employee Department	Gauteng
Technical	TECH	DEMP	Employee Department	Free State
Technical	TECH	DEMP	Employee Department	Eastern Cape
Swift Brew	SW0001	CLUST	Customer	International
Swift Brew	SW0001	CLUST	Customer	Western Cape
Swift Brew	SW0001	CLUST	Customer	Northern Cape
Swift Brew	SW0001	CLUST	Customer	North West
Swift Brew	SW0001	CLUST	Customer	Humalanga
Swift Brew	SW0001	CLUST	Customer	Limpopo
Swift Brew	SW0001	CLUST	Customer	KwaZulu-Natal
Swift Brew	SW0001	CLUST	Customer	Gauteng
Swift Brew	SW0001	CLUST	Customer	Free State
Swift Brew	SW0001	CLUST	Customer	Eastern Cape
Stock Control	STK	DEMP	Employee Department	International
Stock Control	STK	DEMP	Employee Department	Western Cape
Stock Control	STK	DEMP	Employee Department	Northern Cape
Stock Control	STK	DEMP	Employee Department	North West
Stock Control	STK	DEMP	Employee Department	Humalanga
Stock Control	STK	DEMP	Employee Department	Limpopo
Stock Control	STK	DEMP	Employee Department	KwaZulu-Natal

ACTION BUTTONS

PROCESS

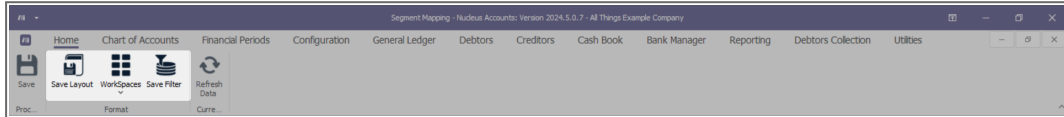
From this screen, you can:

- Update Segment Mapping **Segment Codes**.



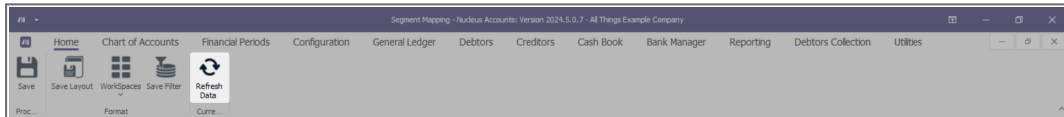
FORMAT

- **Save Layout** - Saves any changes made to the data grid, such as changing column width.
- **Workspaces** - Saves layout preferences.
- **Save Filter** - Saves filters placed on the data grid listing.



CURRENT

- **Refresh Data** - Refreshes the information in the listing screen.



Related Topics

- [Introduction to Segment Mapping](#)
- [Configure Segment Mapping Segment Codes](#)

ACCT.COA.SEGM.Intro

