

BPO_DEFAULT REPORTS

VERSION RELEASE NOTES

We are currently updating our site; thank you for your patience.

BPO_Default Reports Version List:

[\[3.0.0.4\]](#)

3.0.0.4 (05.11.2018 12:35 PM)

Default Reports - **v3.0.0.4** VAT / Totals Rounding Issue Fix

Note 3: (05/11/2018) Updated to ensure the correct values are rounded for the ContractInvoice and ContractCreditNote underlying stored procedures.

Note 2: (26/10/2018 2:43PM) If the NetReports_v2.21.0.4_UpgradeScript has not been run, fn_bpoGet_INVNPartReqOrderItemPrice function would be missing and is required for the updated version of sp_bpoRPT_CR_IssueNote. I have now included this in (hopefully the last of release of) this fix v3.0.0.3.

Note 1: (26/10/2018 1:56PM) I have updated the batch file and versioned up to v3.0.2 – Please do not use v3.0.1

\\Implementations\CO3_Releases\Applications\BPO_DefaultReports 4_DefaultReportBCP_v3.0.2

BPODefaultReports – **v3.0.0.1**



Application Version Compatibility

- Compatible with BPO_RSI, BPO_TEL and BPOv2

Rounding Issue as Experienced by our Clients:

- There are three rounding issues in Evolution when we post 4 decimal places, firstly is the fact that the rounded total invoice amount in Evolution can be different to the BPO invoice amount. The second issue is that if for example a debit amount in PostAR is R15.505 in the transactions this will be added as 15.51 and in the outstanding amount column in PostAR (which is used in the statement ageing and age analysis ageing) it would be added as 15.50. You then end up with statements where the sum of the individual ageing does not balance to the total on the statement. The third issue is often when you recalculate the VAT amount on the subtotal of the invoice (Ex VAT) the VAT amount is out by 0.01c. This causes an issue with lots of customers because their customers load the invoices on their accounting systems and end up with an invoice value which does not agree with the BPO invoice value and they have to write off these variances.
- We cannot change how Evolution rounds the amounts when we post 4 decimal places from BPO so the best solution is to post 2 decimal places to Evolution.

Solution:

- **Drivers** – the following stored procedures (related to postings that hit PostAP and PostAR) have been updated to post 2 decimal places to Evolution.
 - sp_bpoGetPRCH_ACCTDBNTSegments (Supplier Debit Notes)
 - sp_bpoGetPRCH_ACCTSIBBSegments (Supplier Back to Backs)

- sp_bpoGetPRCH_ACCTSINVSegments (Supplier Invoices)
 - sp_bpoGetSALS_ACCTCINVSegments (Sales Invoices)
 - sp_bpoGetSALS_ACCTCRNTSegments (Sales Credit Notes)
 - sp_bpoGetSALS_ACCTCTCNSegments (Contract Credit Notes)
 - sp_bpoGetSALS_ACCTCTINSegments (Contract Invoices)
 - sp_bpoGetSALS_ACCTIRCPSegments (Debit Order Payment)
 - sp_bpoGetWARR_ACCTWAROSegments (Warranty Claim – Third Party Service)
 - sp_bpoGetWARR_ACCTWARPSegments (Warranty Claim – Parts)
- **Document Layouts** – the following document layouts and underlying stored procedures have been updated to round and display the VAT and Total values in the same way they are posted to Evolution and display in Evolution’s Age Analysis and Statement reports.
- sp_bpoRPT_CR_SalesCreditNote - SALESCRNOTE
 - sp_bpoRPT_CR_SalesInvoice - SALESINVOICE
 - sp_bpoRPT_CR_ContractCreditNote - CONTRACTCRNOTE
 - sp_bpoRPT_CR_ContractInvoice - CONTRACTINVOICE
 - sp_bpoRPT_CR_SupplierInvoice - SUPPLIERINVOICE
 - sp_bpoRPT_CR_SupplierDebitNote - SUPPLIERDEBITNOTE

Files Required:

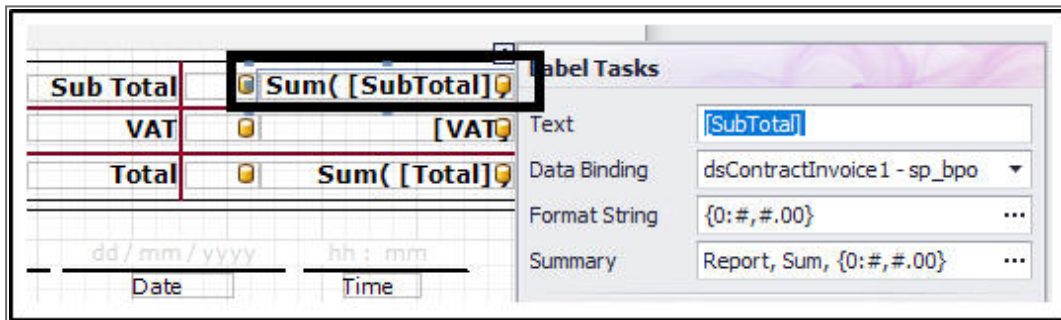
BPODefaultReport v3.0.0.1 upgrade script

Note:

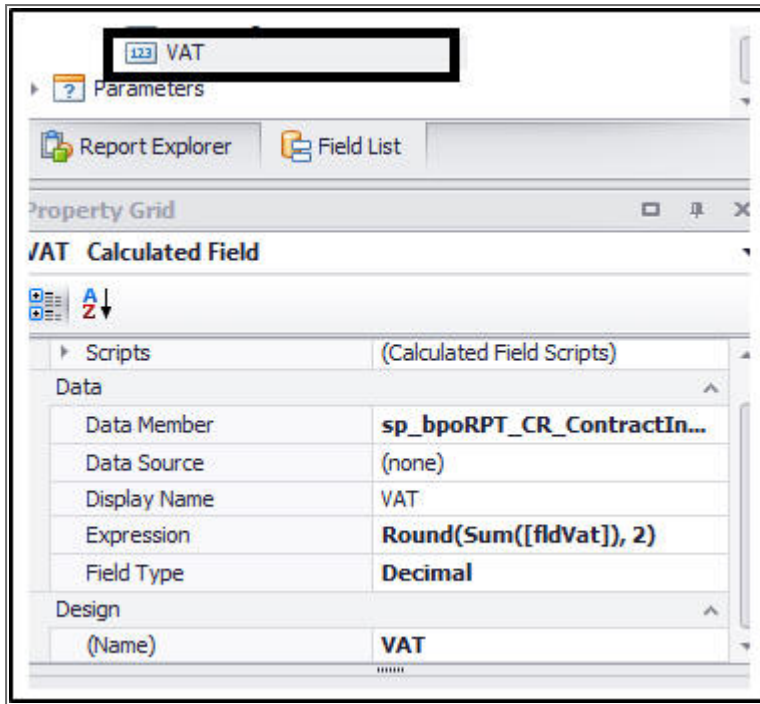
- For Clients who have Custom Layouts for any of these reports – their custom reports will need to be modified with the same changes as made on the Default Layouts. Refer to the report changes section for the changes that need to be made.

Report Layout Changes:

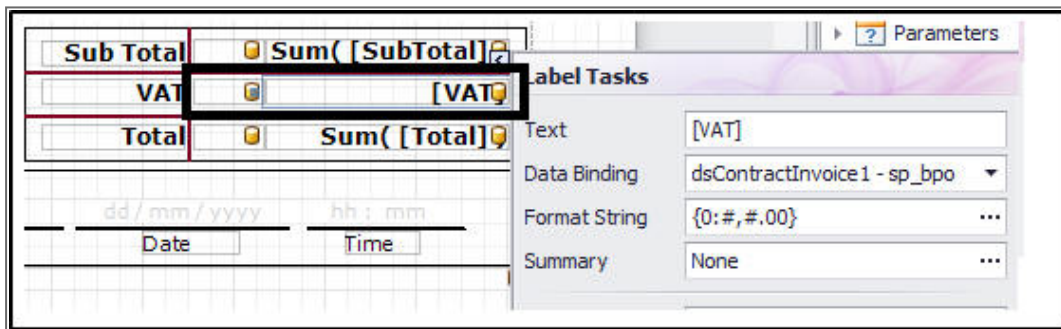
- **Contract Invoice:**
 - Check that the SubTotal calculated expression is set as follows: `ROUND(iif([fldLineType] != 'XCHG',[fldDue], 0),2)`
 - And that the field label tasks are set to the following:



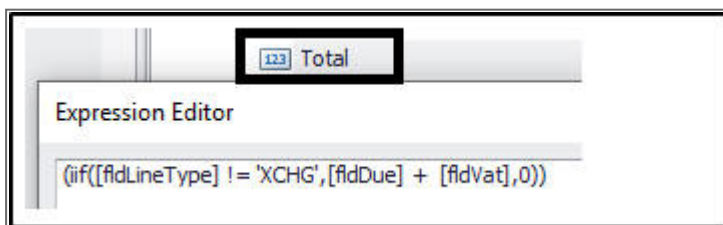
- Add a new calculated field named: VAT, with the following expression: `Round(Sum([fldVat]), 2)`.



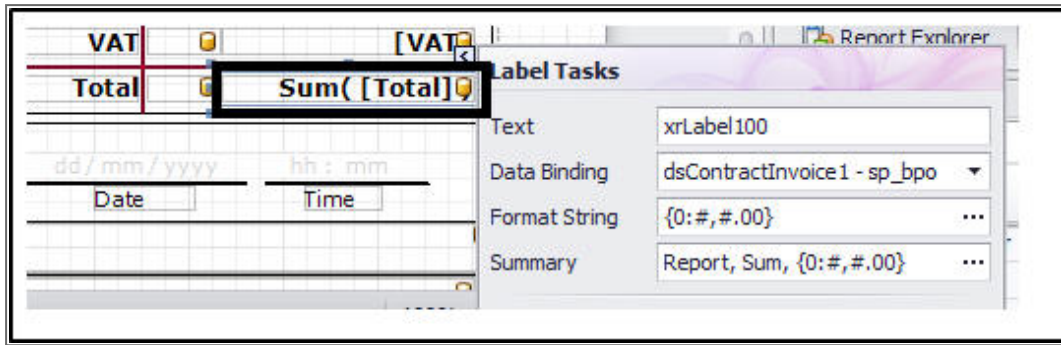
- Link this field to the VAT field (replacing TaxDiff).



- Edit the Total calculated field, and ensure the following expression is set: (iif([fldLineType] != 'XCHG', [fldDue] + [fldVat],0))



- Check that your field has the correct formatting:

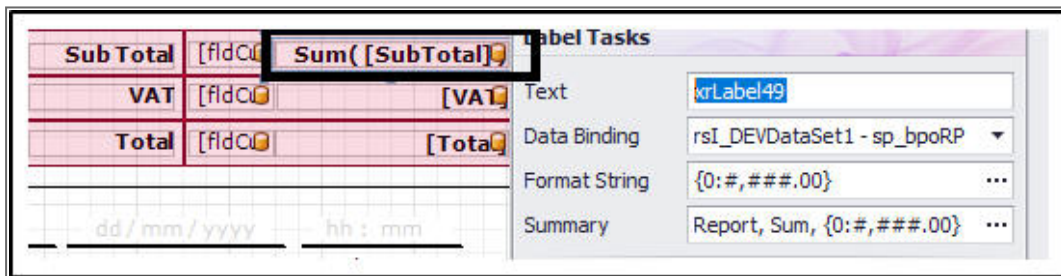


- **CONTRACTCRNOTE**

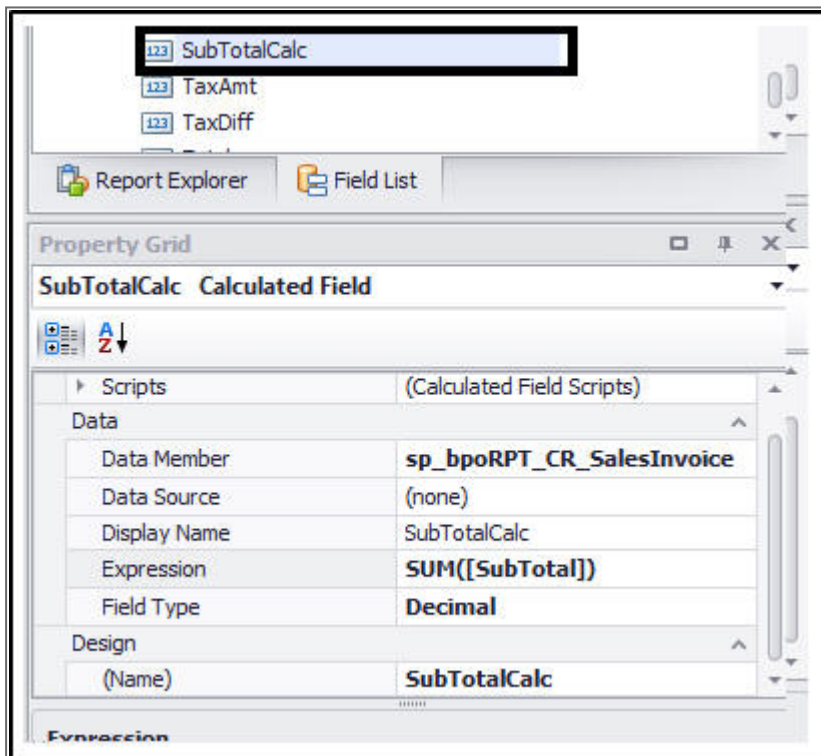
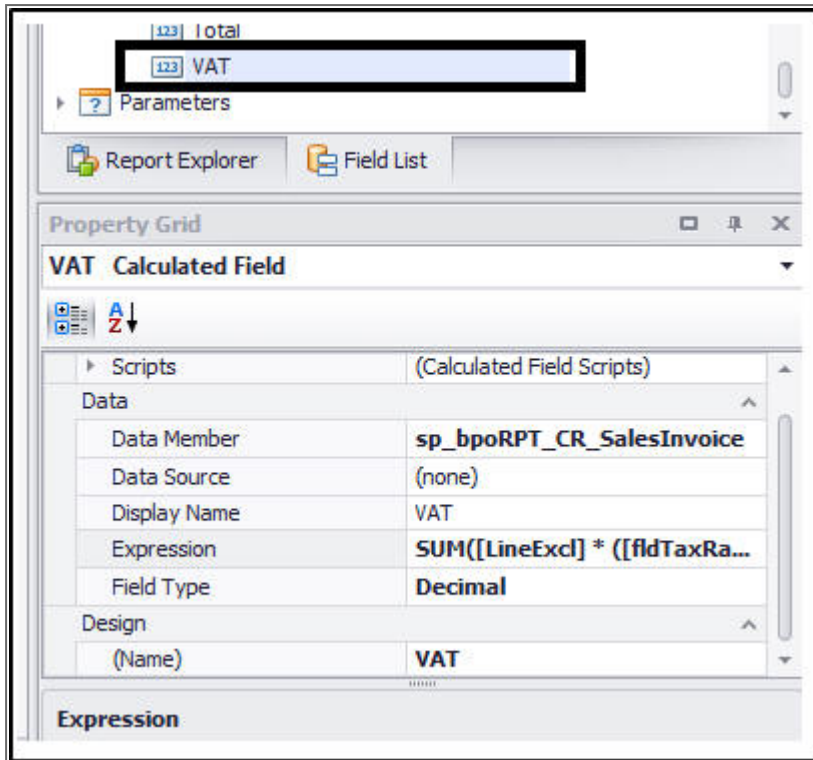
- Follow the same instructions as for CONTRACTINVOICE.

- **SALESINVOICE**

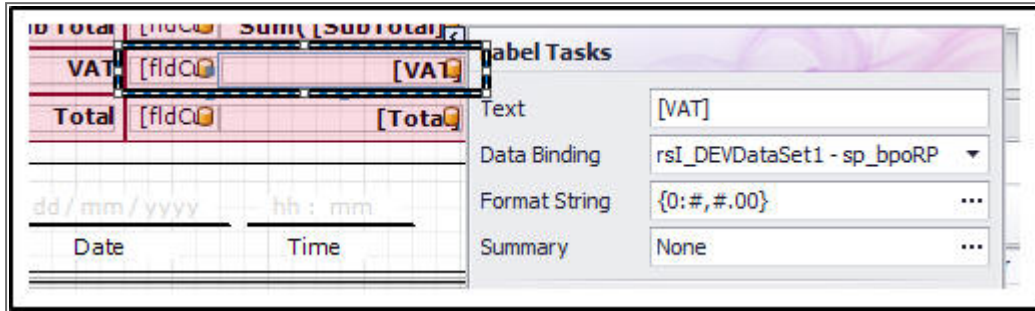
- Make sure that the SubTotal calculated field expression is set as follows: ROUND([LineExcl],2).
- Check the formatting on the field:



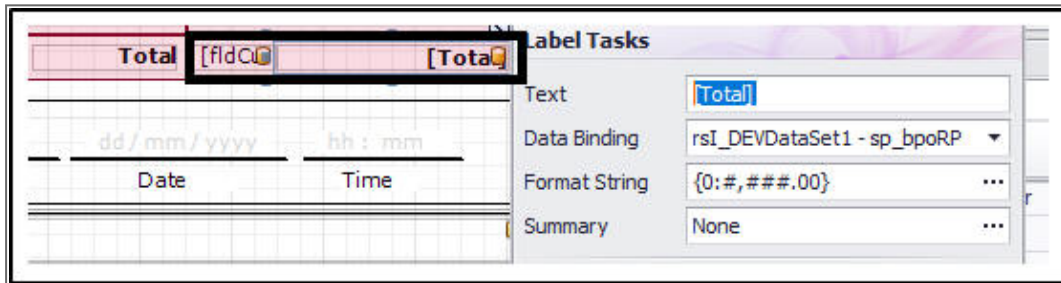
- Add 2 new calculated fields:
 - VAT - SUM([LineExcl] * ([fldTaxRate] / 100))
 - SubTotalCalc - SUM([SubTotal])
- Update the Total calculated field expression – set to: [SubTotalCalc]+[VAT]



- Link the VAT calculated field to the VAT field (replacing TaxDiff).



- On the Total field's label tasks – set the summary to None

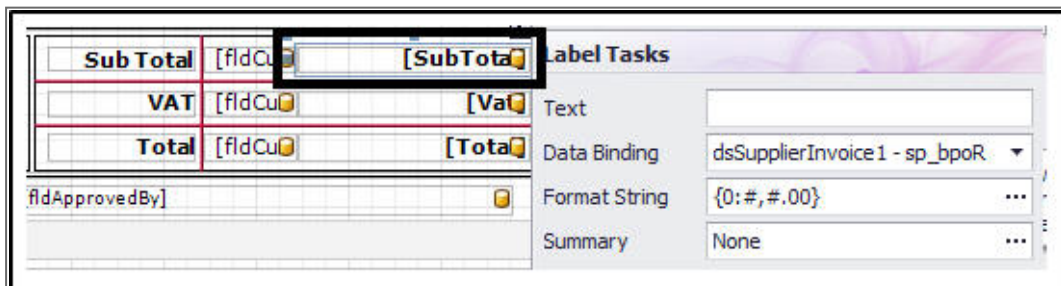


• SALESCRNOTE

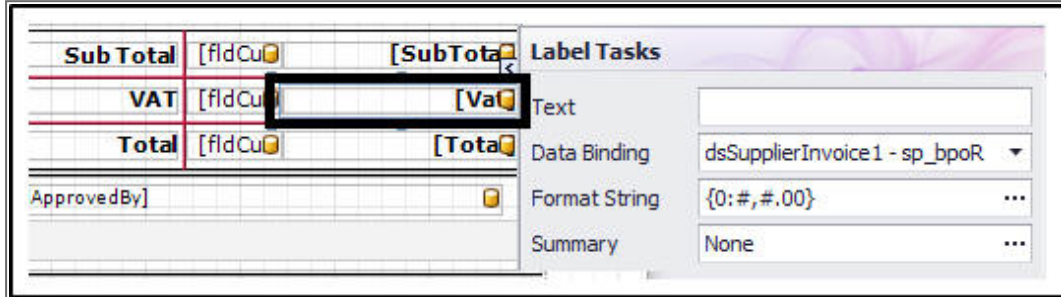
- Follow the same instructions as for SALESINVOICE.

• SUPPLIERINVOICE

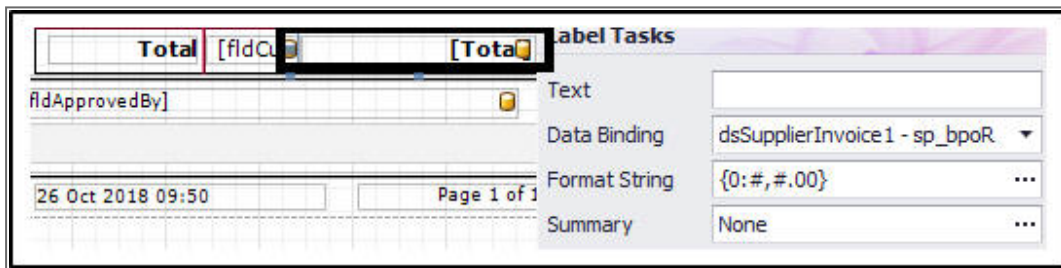
- Check that the SubTotal calculated field expression is set as follows: ROUND(SUM([LineExcl]),2)
- Check the SubTotal field's formatting



- Add a new calculated field named: VAT, with the following expression: $\text{ROUND}(\text{SUM}([\text{fldUnitCost}] * [\text{fldQuantity}]) * ([\text{fldTaxRate}] / 100), 2)$
- Link this field to the VAT field (replacing TaxDiff).



- Check that the Total calculated field expression is set to: $\text{ROUND}(\text{SUM}([\text{LineTot}]), 2)$
- Check the Total field formatting



• SUPPLIERDEBITNOTE

- Follow the same instructions as for SUPPLIERINVOICE.

BPO.RSI.037

