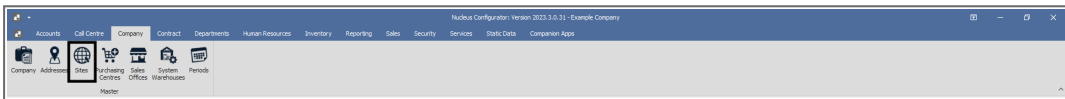


We are currently updating our site; thank you for your patience.

COMPANY

SITES – SITE MANAGEMENT

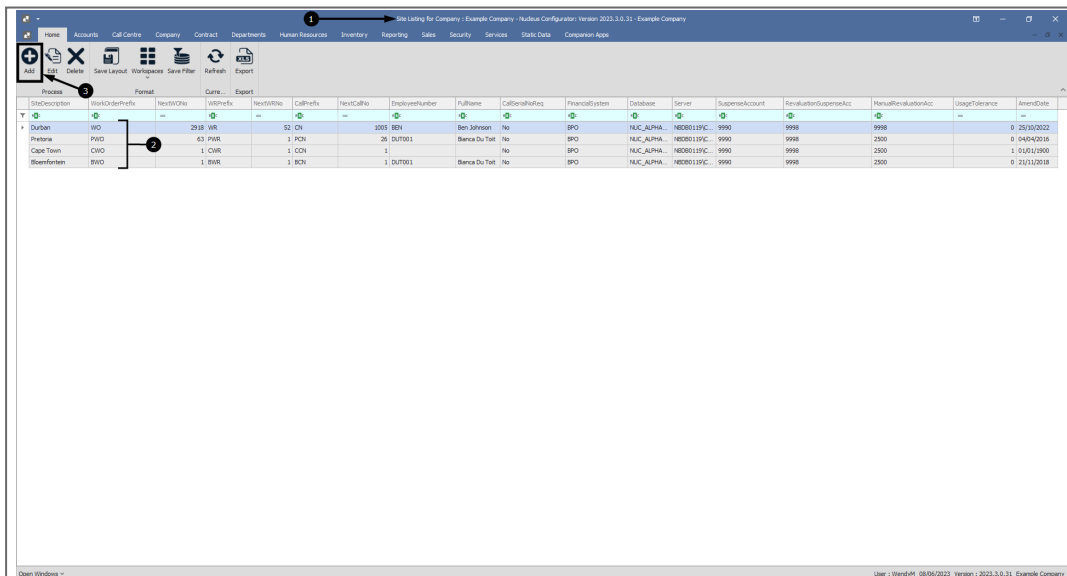
Ribbon Access: Company > Sites



1. The **Site Listing for Company** : [Company Name] screen will be displayed.
2. For multi sited companies any sites already created will be listed in the data grid.

ADD A SITE

3. Click on **Add**.



4. The **Add New Site** screen will be displayed.

- **Site Configuration:**

- **Site Description:** Click to type in the name of the site or branch you are creating.
- **Task Manager:** Click on the **search** button to auto populate the task manager for the site.

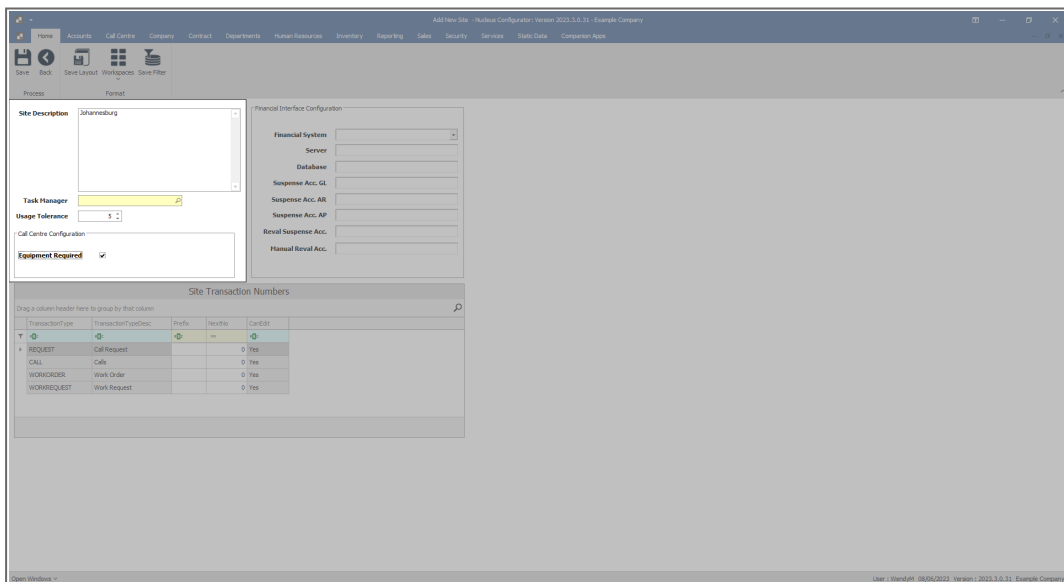


Note that you will need to edit the site and then link the responsible **Service Controller** to the new site.

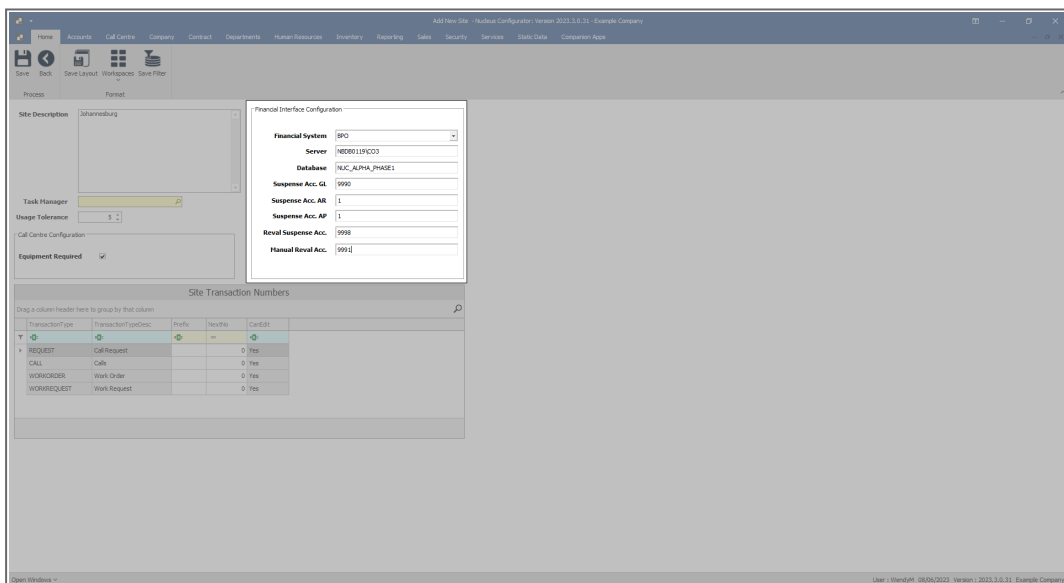
- **Usage Tolerance:** Click to type in or use the **arrow** indicators to select the percentage variation in meter readings allowed before a warning is raised, for the site.

- **Call Centre Configuration:**

- **Equipment Required:** Click to select the check box to ensure that calls cannot be saved without linking a serialised item.

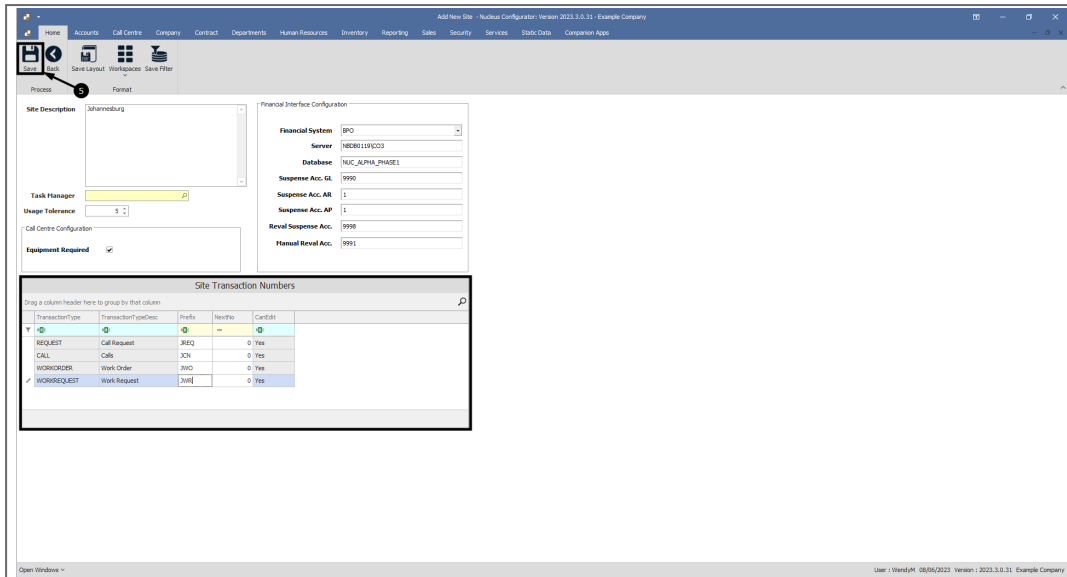


- **Financial Interface Configuration:**
 - **Financial System:** Click on the down **arrow** to select the system you wish to integrate with BPO.
 - **Server:** Click to type in the **server name** where the financial system database is held.
 - **Database:** Click to type in the financial server database name.
 - **Suspense Acc. GL:** Click to type in the GL suspense account for the current site.
 - **Suspense Acc. AR:** Click to type in the AR suspense account for the current site.
 - **Suspense Acc. AP:** Click to type in the AP suspense account for the current site.
 - **Reval Suspense Acc.:** Click to type in the revaluation account for the current site.
 - **Manual Reval Acc.:** Click to type in the manual revaluation account for the current site.



- **Site Transaction Numbers**
 - **Site ID:** Specify the Site ID position in the Site drop-down list. When the Site ID is set to the number 6, then the site will appear 6th on the list.
 - **Transaction Type:** The transaction types have been auto populated **REQUEST, CALL, WORKORDER** and **WORKREQUEST**. Click in the relevant field to modify the transaction type, if required.
 - **Transaction Type Desc:** The description for the transaction type has been auto populated. Click in the relevant field to modify the transaction description, if required.
 - **Prefix:** Click to type in a **transactional reference prefix** for the site. These prefixes will be appended to the transaction type document specified.
 - **Next No:** If the next prefix number is NOT zero for each transaction type, will only allow the prefix code to be edited.
 - **Can Edit:** Click to specify **Yes** or **No** in the relevant field for the transaction type to be edited or not.

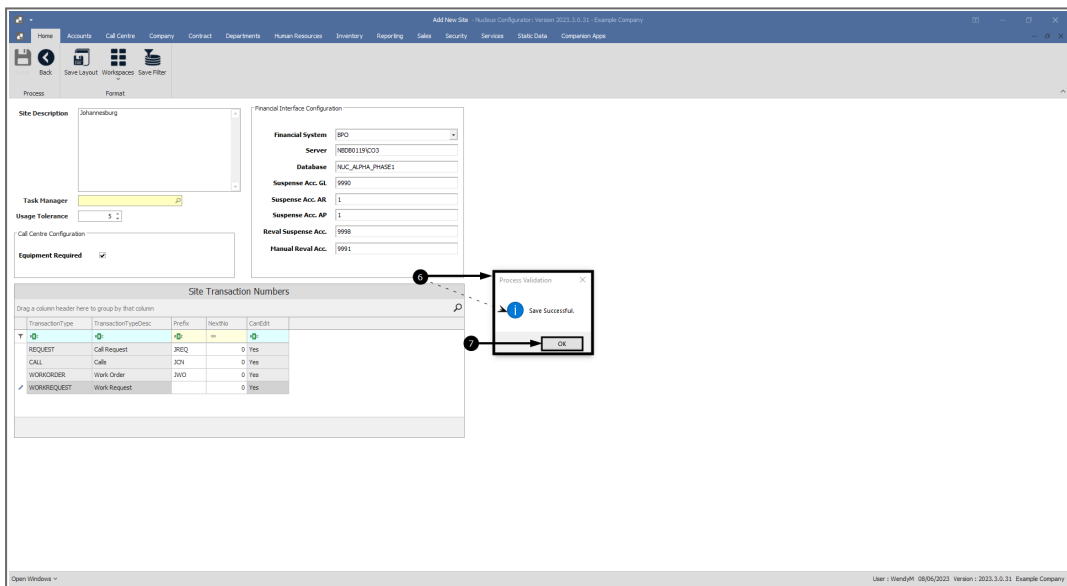
- 5. When you have finished adding the site description, call centre configuration and financial configuration details, click on **Save**.



6. When you receive the **Process Validation** message to confirm;

- **Save Successful.**

7. Click on **OK**.



8. You will return to the updated **Site Listing for Company** screen where you can view the new site details.

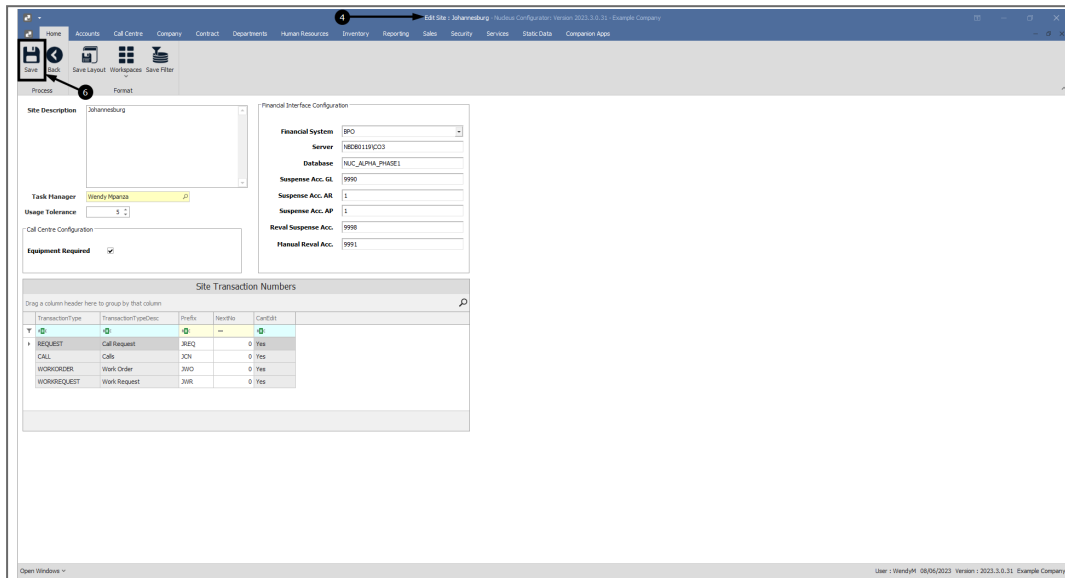
SiteDescription	WorkOrderPrefix	NextVCRto	VCRPrefix	NextVCRto	CallPrefix	NextCallNo	EmployeeNumber	FullName	CallSerialNo	FinancialSystem	Database	Server	SuspenseAccount	Revaluation/SuspenseAcc	ManualRevaluationAcc	UsageTolerance	AmendDate	
Durban	WVO	2938	WR	52	CH	0005	BEN	Ben Johnson	No	BPO	NUC_ALPHA	NEDE0119FC	9990	9998	9998	0	25/09/2022	
Pretoria	PWVO	63	PWR	1	PCN	26	DUTSO1	Bianca Du Toit	No	BPO	NUC_ALPHA	NEDE0119FC	9990	9998	9998	2500	0	04/04/2016
Cape Town	CWO	1	CWR	1	CCN	1			No	BPO	NUC_ALPHA	NEDE0119FC	9990	9998	9998	2500	1	01/01/2000
Bloemfontein	BWO	1	BWR	1	BCN	1	DUTSO1	Bianca Du Toit	No	BPO	NUC_ALPHA	NEDE0119FC	9990	9998	9998	2500	0	21/11/2018
Johannesburg	JWO	0	JWR	0	JCN	0	MD01	Wendy Ngweni	Yes	BPO	NUC_ALPHA	NEDE0119FC	9990	9998	9991	5	08/06/2023	

EDIT SITE

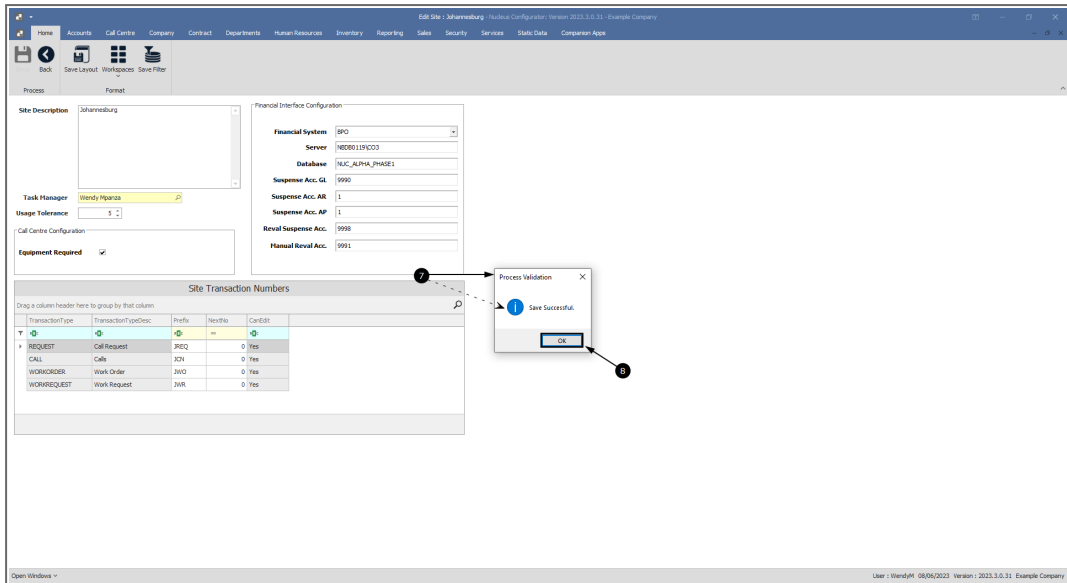
1. From the **Site Listing for Company : [Company Name]** screen,
2. Click on the **row** of the site you wish to edit.
3. Click on **Edit**.

SiteDescription	WorkOrderPrefix	NextVCRto	VCRPrefix	NextVCRto	CallPrefix	NextCallNo	EmployeeNumber	FullName	CallSerialNo	FinancialSystem	Database	Server	SuspenseAccount	Revaluation/SuspenseAcc	ManualRevaluationAcc	UsageTolerance	AmendDate	
Durban	WVO	2938	WR	52	CH	0005	BEN	Ben Johnson	No	BPO	NUC_ALPHA	NEDE0119FC	9990	9998	9998	0	25/09/2022	
Pretoria	PWVO	63	PWR	1	PCN	26	DUTSO1	Bianca Du Toit	No	BPO	NUC_ALPHA	NEDE0119FC	9990	9998	9998	2500	0	04/04/2016
Cape Town	CWO	1	CWR	1	CCN	1			No	BPO	NUC_ALPHA	NEDE0119FC	9990	9998	9998	2500	1	01/01/2000
Bloemfontein	BWO	1	BWR	1	BCN	1	DUTSO1	Bianca Du Toit	No	BPO	NUC_ALPHA	NEDE0119FC	9990	9998	9998	2500	0	21/11/2018
Johannesburg	JWO	0	JWR	0	JCN	0	MD01	Wendy Ngweni	Yes	BPO	NUC_ALPHA	NEDE0119FC	9990	9998	9991	5	08/06/2023	

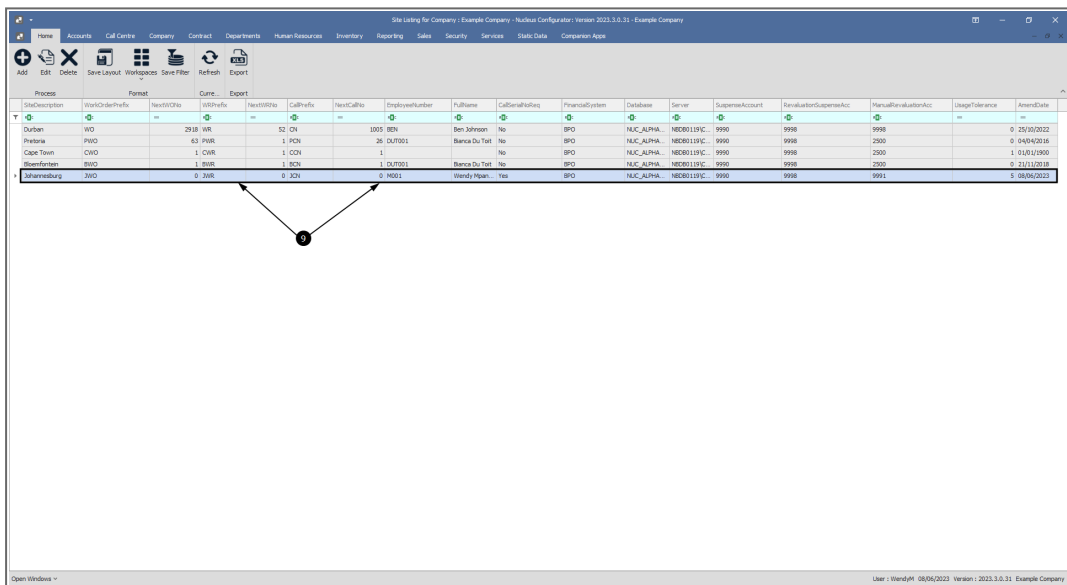
4. The **Edit Site : [Site Name]** screen will be displayed.
5. Make the changes as required to the **Site, Call Centre Configuration, Financial Interface Configuration** or the **Site Transaction** numbers as required.
6. Click on **Save**.



7. When you receive the **Process Validation** message to confirm;
 - **Save Successful.**
8. Click on **OK**.



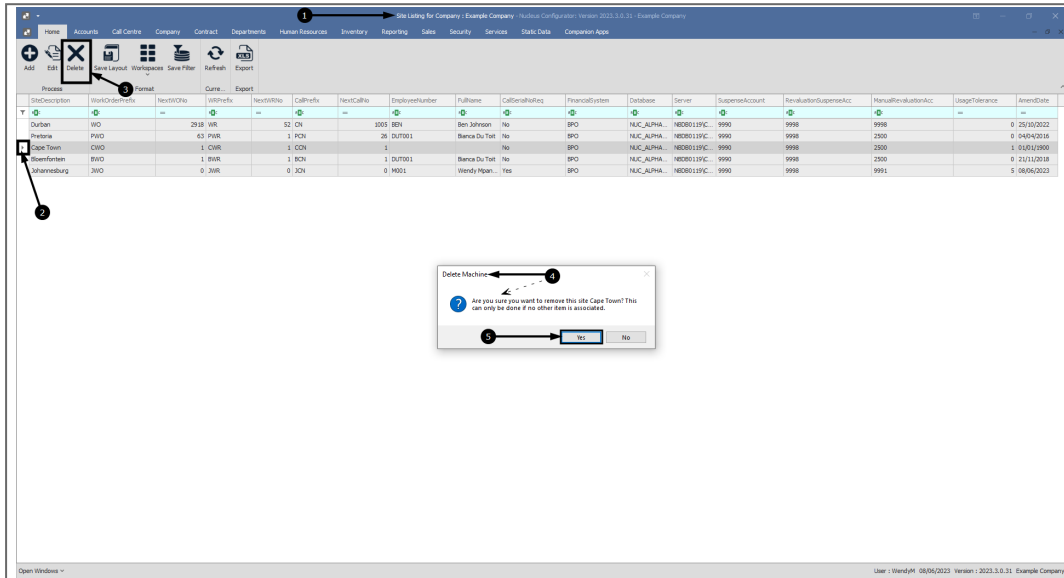
9. You will return to the updated **Site Listing for Company** screen where you can view the updated site details.



DELETE SITE

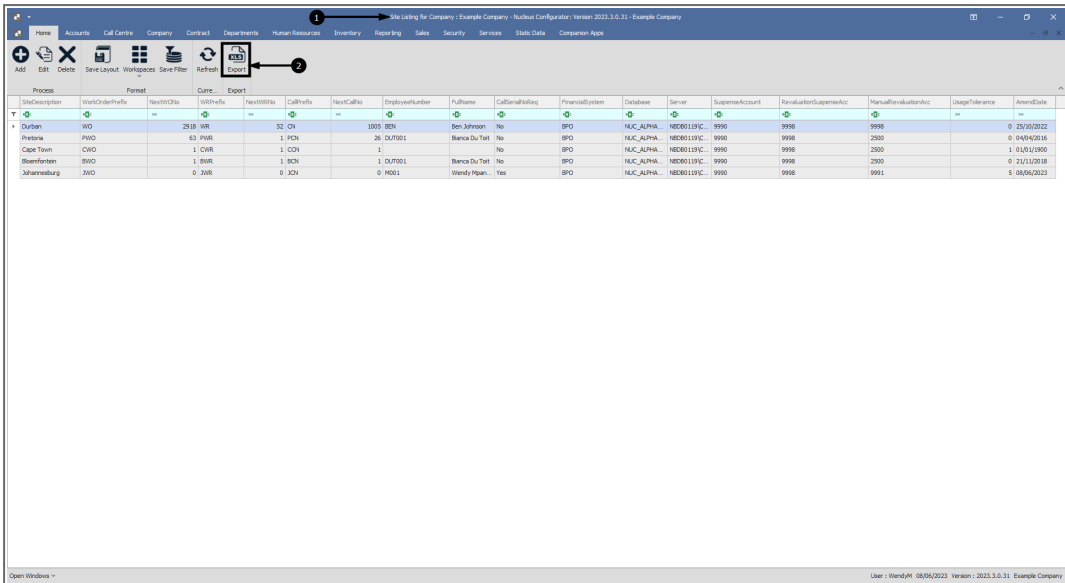
1. From the **Site Listing for Company : [Company Name]** screen,
2. Click on the **row** of the site you wish to remove.

3. Click on **Delete**.
4. When you receive the **Delete Machine** message to confirm;
 - **Are you sure you want to remove this site [Site Name]?**
This can only be done if no other item is associated.
5. Click on **Yes**.

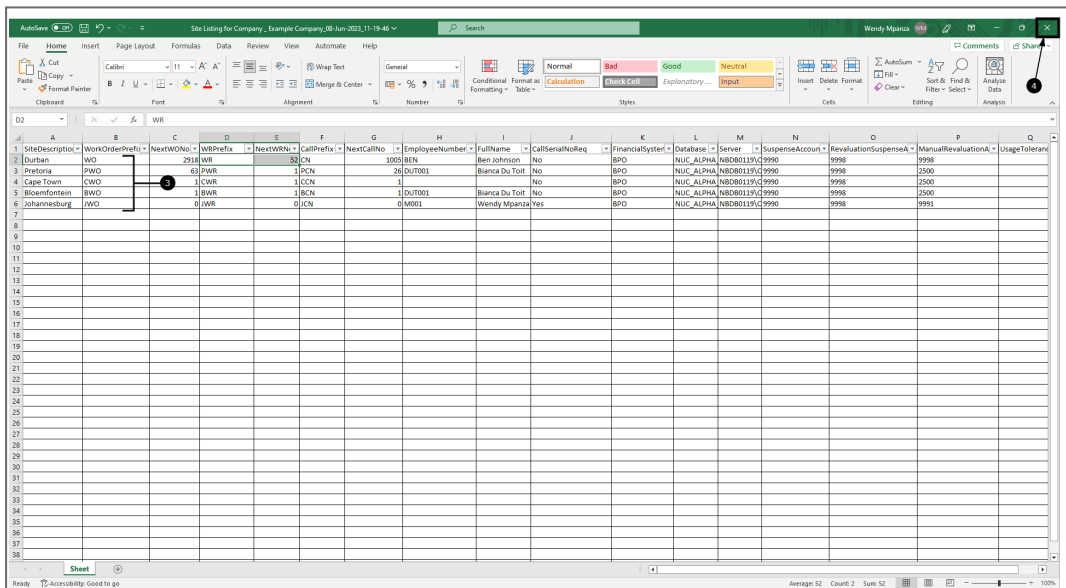


EXPORT

1. From the **Site Listing for Company : [Company Name]** screen,
2. Click on **Export**.



3. A list of all the Sites for the company is listed in an Excel Spreadsheet where it can be maintained using the standard Excel features.
4. **Close** the screen to return to the Site Listing for Company screen.



MNU.091.002