

We are currently updating our site; thank you for your patience.

SALES STUDIO QUOTES

VIEW QUOTES

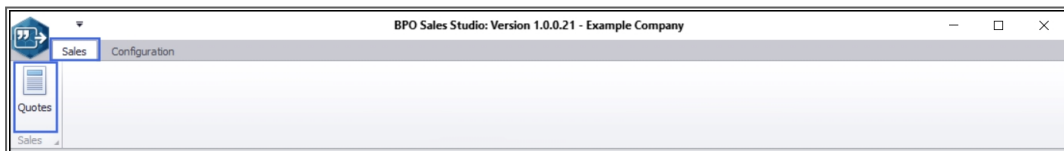
All quotes created in Sales Studio can be found in the **Sales Quotes** listing screen after selecting the applicable **Site** and **Status**.

Follow the process set out below to **view** the current quotes on the system.

Version Compatibility

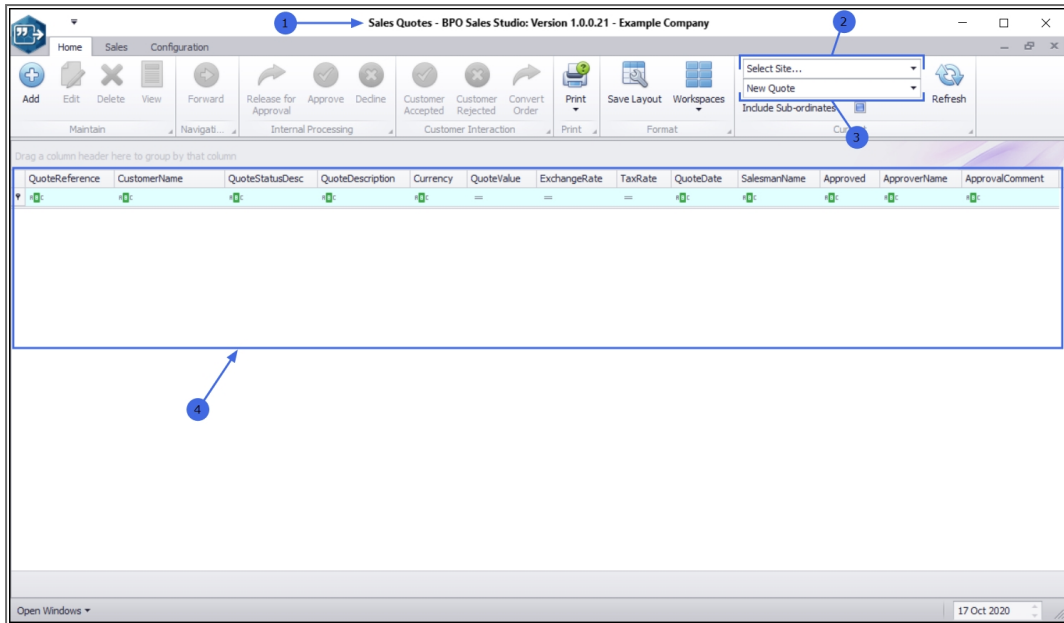
- BPO2 v 2.3.0.2
- Sales Studio v 1.0.0.21
- Configurator v 2.2.0.0
- CRM v 3.5.7.5

Ribbon Access: Sales Studio > Sales > Quotes

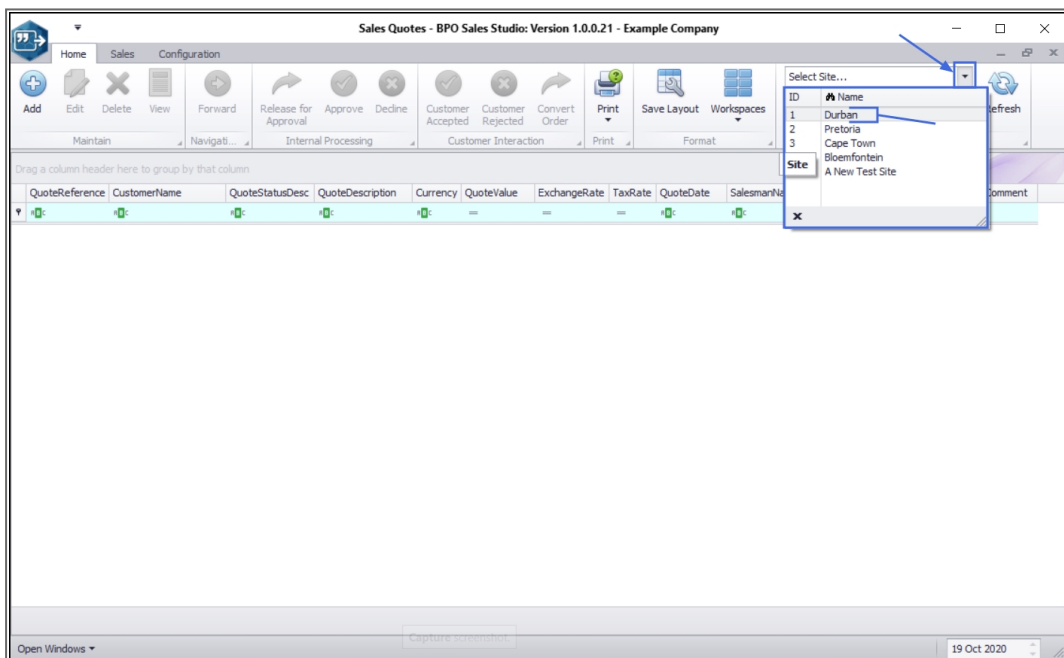


SELECT THE SITE AND STATUS

1. The **Sales Quotes** listing screen will open.
2. The relevant **Site** will need to be selected,
3. before quotes will be displayed in the data grid.



1. Click on the drop-down arrow in the **Site** field to display the **Site Name** menu.
2. Select from the list the particular site that you wish to view.



GENERAL BPO2 INTERFACE FUNCTIONALITY

The following basic BPO2 functionality applies in this screen:

1. **Format:**

- [Save Layout](#)
- [Workspaces](#)
- [Save Filter](#)

2. **Current:**

- Refresh: Clicking on this button will update the currently displayed page.

3. **Open Windows:**

- [Open Windows](#)

4. **Data Grids:**

- Refer to [Using BPO Data Grids](#) and [Data Grid Filtering](#) for further information regarding data grid functionality that can be utilised here.

MNU.168.001

